



2004 Hotel Summary Report

Table of Contents

Overview.....3
Geographical Distribution.....5
Chain Property Totals.....6
Actual Room Nights.....7
Actual Room Night Revenue.....7
Audio Visual Revenue.....8
Food and Beverage Revenue.....8
Total Revenue.....9

Appendix.....10

Overview

ACM is the largest and oldest educational and scientific society serving the needs of the computing community. Since 1947 ACM has provided a vital forum for the exchange of information, ideas, and discoveries. Today, ACM serves an international membership of over 78,000 computing professionals and students in more than 100 countries in all areas of industry, academia, and government. ACM's full name reflects the concern of its founders (i.e., machinery), while the focus of ACM's activities emphasizes the important human element. The Association's vitality stems from its members - their ideas and experiences. ACM is a society of individuals, a living vehicle for the continuity of standards and traditions.

ACM's Special Interest Groups (SIGs) in 35 distinct areas of information technology address the varied interests IT professionals - programming languages, graphics, computer-human interaction, and mobile communications, just to name a few. Each SIG organizes itself around those specific activities that best serve both its practitioner- and research-based constituencies. Many sponsor "the" leading conferences and workshops in their fields. You may also visit www.acm.org which offers a live and searchable conference calendar for up to date information on ACM, the SIGs and their programs.

Site Selection Procedure:

In order to make the site selection process as efficient as possible, all leads are sent to all of ACM's National Hotel Chain representatives, as well as the Convention and Visitor's Bureau for the cities under consideration from the e-mail alias conferences@acm.org. The lead is comprised of a checklist and template that must be completed by the submitter. All responses should be returned to the alias conferences@acm.org or via the dedicated fax #. Contracts as proposals from individual properties are not accepted and will be discarded. Updates on the status of each lead are available 24 hours a day, seven days a week on ACM's Site Selection Website <http://www.acm.org/sigs/hotel>.

Explanation of Reports

As a valued industry partner, we have prepared these reports to give you an overview of ACM's programs for the 2004 calendar year. ACM sponsored upwards of 145 programs and produced close to 83,000 room nights at an average room rate of \$137.00. This equates to room night revenue of close to \$11,400,000, a 4% increase in production over 2003. Below is a detailed explanation of the various charts and graphs and we've also included a list of all the conference programs that took place for 2004 to assist you in identifying ACM programs in the future.

ACM Conferences & Meetings by Geographic Location

This report outlines the number of meetings ACM holds by geographic location.

ACM Room Night Production by Chain

This report details the total room nights actualized by each chain as well as room night revenue by chain.

ACM Food and Beverage Revenue by Chain

This report details the total food and beverage actualized by each chain.

ACM Audio Visual Revenue by Chain

This report details the total audio visual revenue actualized by each chain.

ACM Total Revenue by Chain

This report details the revenue actualized by each chain which includes room nights, AV and F & B.

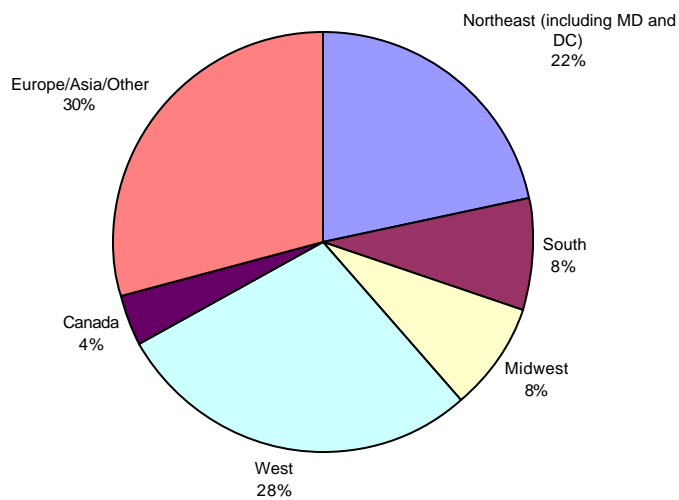
We hope you find this information useful. Please feel free to call with any questions, comments, or concerns. We look forward to our continued success in 2005.

Geographical Distribution

Region	# Conferences
North (incl. MD and DC)	23
South	9
MidWest	9
West	30
Canada	4
Europe/Asia/Other	31
Total	106*

*ACM sponsors 145 conferences annually. Conference event total does not include smaller events/workshops within the larger events.

Geographic Distribution of Conferences



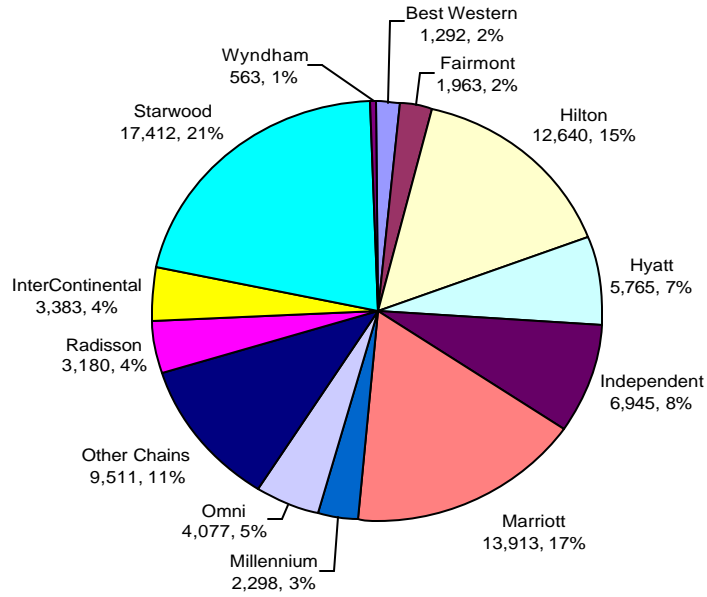
Chain Property Totals

<i>Hotel Chain Name</i>	<i>Total Room nights</i>	<i>Room Revenue</i>	<i>AV</i>	<i>F&B</i>	<i>Total Property Revenue</i>	<i>PCT - Actual Room Nights (+/-) from 2003</i>
Best Western	1,292	\$119,181.00	\$0.00	\$23,122.41	\$142,303.41	22%
Fairmont	1,963	\$363,039.00	\$45.00	\$89,504.36	\$452,588.36	100%
Hilton	12,640	\$1,287,138.80	\$77,963.07	\$359,065.24	\$1,724,167.11	-40%
Hyatt	5,765	\$957,021.00	\$25,197.94	\$154,959.95	\$1,137,178.89	-33%
Independent	6,945	\$980,871.00	\$7,691.49	\$88,248.03	\$1,076,810.52	-34%
Marriott	13,913	\$2,239,208.11	\$173,650.33	\$303,120.81	\$2,715,979.25	-9%
Millennium	2,298	\$337,806.00	\$0.00	\$0.00	\$337,806.00	100%
Omni	4,077	\$625,947.00	\$12,714.40	\$57,430.51	\$696,091.91	100%
Other Chains	9,511	\$1,416,529.99	\$15,787.06	\$170,344.81	\$1,602,661.86	29%
Radisson	3,180	\$390,329.00	\$1,460.00	\$13,612.00	\$405,401.00	219%
InterContinental	3,383	\$395,823.00	\$0.00	\$2,379.26	\$398,202.26	-15%
Starwood	17,412	\$2,205,582.17	\$176,200.76	\$639,005.89	\$3,020,788.82	300%
Wyndham	563	\$60,147.00	\$8,298.97	\$54,907.05	\$123,916.02	-90%
Totals	82,942	\$11,378,623.07	\$499,009.02	\$1,955,700.32	\$13,833,895.41	Overall Percentage Increase of sleeping rooms: 4%

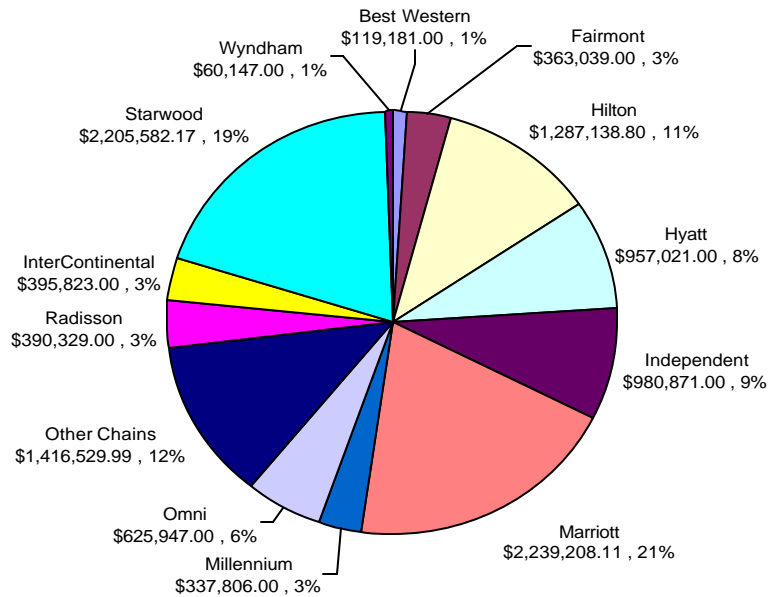
Actual Room Nights and Actual Room Night Revenue

* Average Room Rate 2004 = \$137.00*

Actual Room Nights by Chain

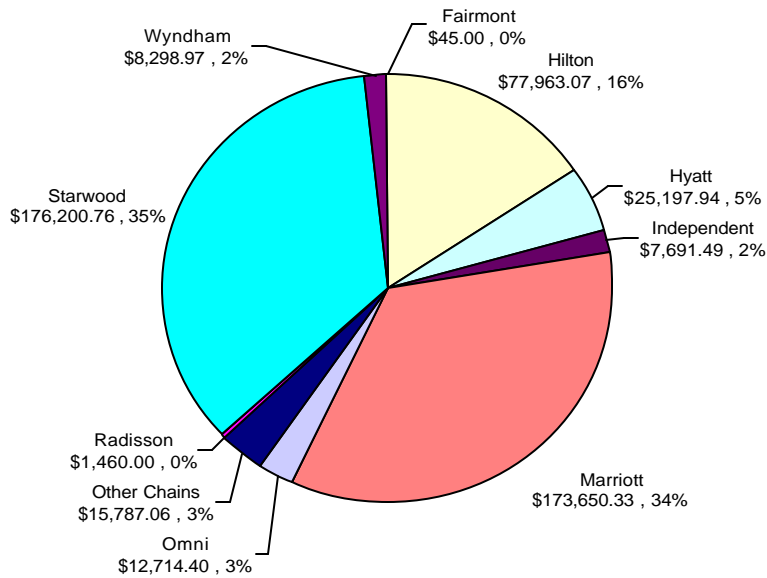


Room Nights Revenue by Chain

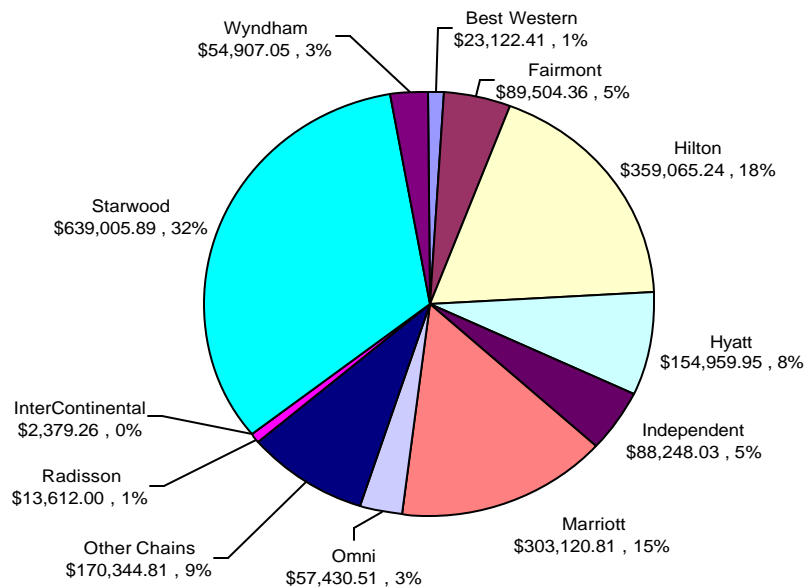


Audio Visual and Food & Beverage Revenue

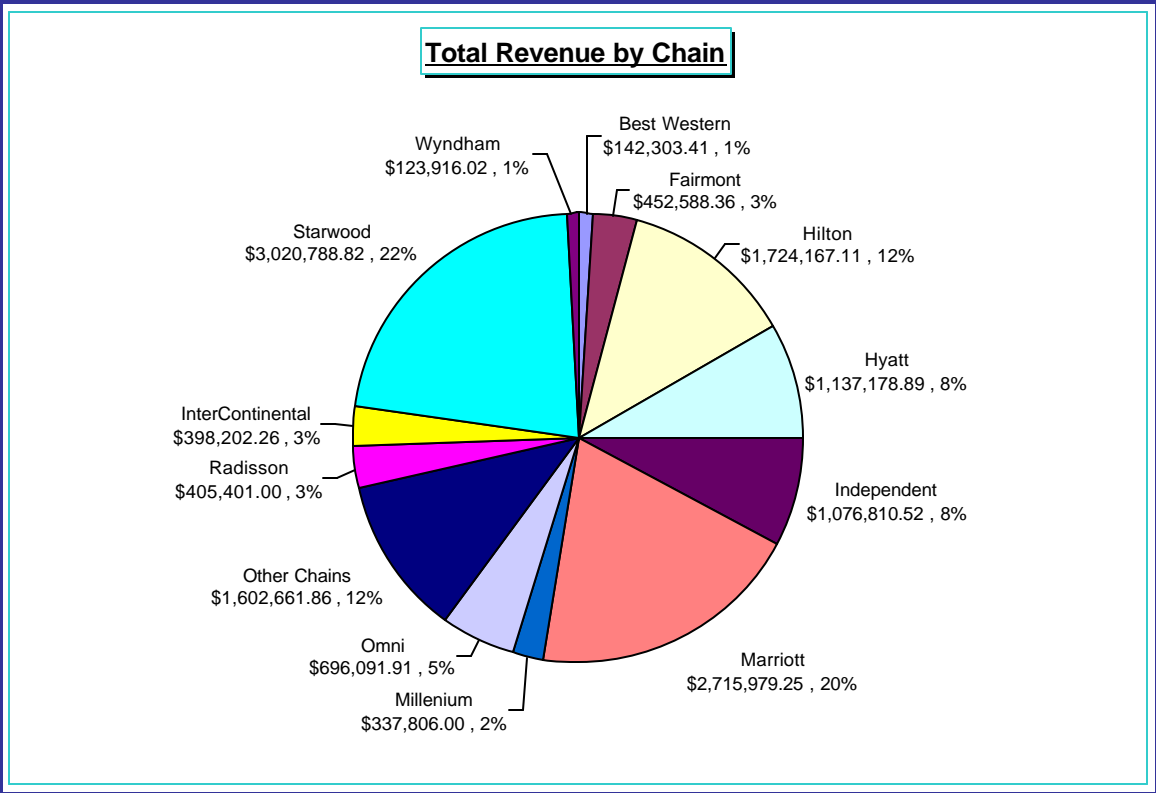
AV Revenue by Chain



Food and Beverage Revenue by Chain



Total Revenue Generated by ACM





Appendix

SIG	Conference	Mnth	Dates	City	State	Hotel	Chain	Pk Nt	Tot Rmnghts	Rate	Actual RNTS	Rooms Revenue	Food & Beverage	Conv. Cntr F&B	AV	Notes
DA	VLSI	1	Jan 5 - 9	Mumbai	India											
POPL	PLAN	1	Jan 14 - 16	Venice	Italy	University of Venice										
GRAPH	EC Meeting	1	Jan 16 - 18	Santa Monica	CA	Doubletree Guest Suites	Hilton	15	35	\$ 149.00	35	\$5,215.00				
ACM	Impact Program	1	Jan 15 - 18	New York	NY	Sheraton New York	Starwood	15	40	\$ 169.00	40	\$6,760.00				
ART	IUI	1	Jan 12 - 15	Funchal	Portugal											
METRICS	WOSP	1	Jan 14 - 16	Redwood Shores	CA	Oracle Convention Center										
DA	ASP-DAC	1	Jan 27 - 30	Kanagawa	Japan	Pacifico Yokohama						\$0.00				
ARCH	SC Wrap-Up	1	Jan 17-12	San Francisco	CA	Fairmont	Fairmont	50	146	\$ 159.00	50	\$7,950.00				
CHI	Kick-Off Mtg	1	Jan 30 - Feb 1	Atlanta	GA	Westin Atlanta Airport	Starwood	15	34	\$ 79.00	34	\$2,686.00	1000			
MOD	EC Meeting	2	Feb 20 - 21	Phoenix	AZ	Holiday Inn Select	Intercontinental	10	18	\$ 99.00	18	\$1,782.00	2379.26			
DA	EC Meeting	2	Feb 6 - 7	New York	NY	Westin Times Square	Starwood	15	30	\$ 199.00	30	\$5,970.00				
DA	TAU	2	Feb 1-3	Austin	TX	Renaissance Austin	Marriott	40	60	\$ 129.00	46	\$5,805.00	7371.15		2780	
DA	DATE	2	Feb 16 - 20	Paris	France	CNIT La Defense										
DA	FPGA	2	Feb 21-24	Monterey	CA	The Beach Resort	Best Western	60	150	\$ 112.00	254	\$28,448.00	23122.41			
ACM	SGB EC Mtg	3	Mar 18 - 21	Rosemont	IL	Westin O'Hare	Starwood	25	25	\$ 99.00	46	\$4,554.00	10905.18			
CSE	CSE	3	Mar 1-7	Norfolk	VA	Marriott Waterside	Marriott	267	1235	\$ 119.00	959	\$114,121.00	46223.6		12009.77	
CSE	CSE	3	Mar 1 - 7	Norfolk	VA	Sheraton Norfolk	Starwood	153	493	\$ 119.00	586	\$67,493.00	31501.18		1822.5	
CSE	CSE	3	Mar 1 - 7	Norfolk	VA	Courtyard Marriott	Marriott	75	210	\$ 135.00	197	\$26,595.00				overflow hotel, No attrition
CSE	CSE	3	Mar 1 - 7	Norfolk	VA	Radisson	Radisson	55	140	\$ 119.00	53	\$6,307.00				overflow hotel, No attrition
APP	SAC	3	Mar 14 - 17	Cyprus	Greece							\$0.00				
GRAPH	ETRA	3	Mar 22- 24	San Antonio	TX	The Menger	Independent	45	140	\$ 129.00	93	\$11,997.00	9595.43			
DA	SLIP	3	Mar 26-29	Paris	France	Renaissance La Defense	Independent	50	150	\$ 156.18		\$0.00				
MICRO	CGO	3	Mar 20 - 24	San Jose	CA	Hayes Mansion	Independent					\$0.00				
UCCS	CSMS	3	Mar 21 - 23	Santa Fe	NM	Hilton	Hilton	65	190	\$ 159.00	298	\$47,382.00	13168.72		3524.9	
ACM	ICPC	3	Mar 27 - Apr 1	Prague	Czech Republic	Palace Praha	Independent	50	274	\$ 175.00		\$0.00				
ACT	RECOMB	4	Mar 27 - Apr 1	San Diego	CA	Westin Hortin Plaza	Starwood	177	719	\$ 149.00	815	\$121,268.50	64094.78		48466.5	mtg. room rental = \$1,000
ARCH	ICS '04 PC Mtg	4	Apr 2 - 3	Chicago	IL	Marriott O'Hare	Marriott	16	28	\$ 94.00	28	\$2,632.00	1050			
GRAPH	Web3D	4	Apr 4 - 8	Monterey	CA	Monterey Marriott	Marriott	40	120	\$ 149.00	84	\$12,516.00	23289.81			F&B Revenue includes AV
DA	ISPD	4	Apr 18-20	Phoenix	AZ	Hyatt Phoenix	Hyatt	60	145	\$ 130.00	115	\$13,520.00	22779.75		3009.34	

SIG	Conference	Mnth	Dates	City	State	Hotel	Chain	Pk Nt	Tot Rmnghts	Rate	Actual RNTS	Rooms Revenue	Food & Beverage	Conv. Cntr F&B	AV	Notes
ACM	ACM-SE	4	Apr 2 - 3	Huntsville	AL	Bevill Hotel and Conference Center	Other									
ACM	CFP	4	Apr 19-24	Berkeley	CA	Claremont Resort and Spa	Other	150	630	\$ 139.00	435	\$ 60,465.00	\$ 98,575.06		\$ 15,787.06	meeting room rental charges due to attrition
MIS	CPR	4	Apr 20 -25	Tucson	AZ	Marriott University Park	Marriott	50	150	\$ 134.00	89	\$ 11,926.00	\$ 9,472.50		\$ 885.00	
Micro	CF	4	Apr 14 - 16	Ischia	Italy											
CHI	CHI	4	Apr 24 - 29	Vienna	Austria	Marriott	Marriott	25	144	\$ 223.00	144	\$ 32,112.00				
CHI	CHI	4	Apr 24 - 29	Vienna	Austria	Radisson SAS	Radisson	25	144	\$ 236.00	144	\$ 33,984.00				
CHI	CHI	4	Apr 24 - 29	Vienna	Austria	Hotel Ambassador	Independent	20	115	\$ 300.00	115	\$ 34,500.00				
CHI	CHI	4	Apr 24 - 29	Vienna	Austria	Hotel Ananas	Other	50	288	\$ 160.00	288	\$ 46,080.00				
CHI	CHI	4	Apr 24 - 29	Vienna	Austria	Hotel Biedermeier	Other	30	173	\$ 192.00	173	\$ 33,216.00				
CHI	CHI	4	Apr 24 - 29	Vienna	Austria	Hotel Europa	Other	20	115	\$ 193.00	115	\$ 22,195.00				
CHI	CHI	4	Apr 24 - 29	Vienna	Austria	Crowne Plaza	Intercontinental	50	288	\$ 229.00	288	\$ 65,952.00				
CHI	CHI	4	Apr 24 - 29	Vienna	Austria	Hotel Kummer	Other	50	288	\$ 275.00	288	\$ 79,200.00				
CHI	CHI	4	Apr 24 - 29	Vienna	Austria	Hotel Lassalle	Other	50	288	\$ 172.00	288	\$ 49,536.00				
CHI	CHI	4	Apr 24 - 29	Vienna	Austria	Renaissance Penta Hotel	Marriott	50	288	\$ 177.00	288	\$ 50,976.00				
CHI	CHI	4	Apr 24 - 29	Vienna	Austria	Sofitel Vienna	Other	50	288	\$ 208.00	288	\$ 59,904.00				
CHI	CHI	4	Apr 24 - 29	Vienna	Austria	Mercure Zentrum	Other	50	288	\$ 185.00	288	\$ 53,280.00				
CHI	CHI	4	Apr 24 - 29	Vienna	Austria	Hotel am Augarten	Other	30	173	\$ 165.00	173	\$ 28,545.00				
CHI	CHI	4	Apr 24 - 29	Vienna	Austria	Hotel beim Theresianum	Other	25	144	\$ 119.00	144	\$ 17,136.00				
CHI	CHI	4	Apr 24 - 29	Vienna	Austria	Hotel Capri	Other	8	46	\$ 134.00	46	\$ 6,164.00				
CHI	CHI	4	Apr 24 - 29	Vienna	Austria	Hotel Ibis Mariahilf	Other	50	288	\$ 99.00	288	\$ 28,512.00				
CHI	CHI	4	Apr 24 - 29	Vienna	Austria	Hotel Ibis Messe	Other	60	345	\$ 79.00	345	\$ 27,255.00				
CHI	CHI	4	Apr 24 - 29	Vienna	Austria	Hotel Karntnerhof	Other	10	58	\$ 115.00	58	\$ 6,670.00				
CHI	CHI	4	Apr 24 - 29	Vienna	Austria	Hotel Post	Other	30	173	\$ 95.00	173	\$ 16,435.00				
CHI	CHI	4	Apr 24 - 29	Vienna	Austria	Hotel Tabor City	Other	25	144	\$ 108.00	144	\$ 15,552.00				
CHI	CHI	4	Apr 24 - 29	Vienna	Austria	Hotel Wandl	Other	50	288	\$ 127.00	288	\$ 36,576.00				
CHI	CHI	4	Apr 24 - 29	Vienna	Austria	Wilhelmshofs	Other	20	115	\$ 95.00	115	\$ 10,925.00				
DA	GLSVLSI	4	Apr 26-28	Boston	MA	Radisson Hotel Boston	Radisson	40	100	\$ 159.00	92	\$ 14,628.00	\$ 13,612.00		\$ 1,460.00	
PLAN	OOPSLA Planning Mtg	4	Apr 29 - May 3	Vancouver	Canada	Pan Pacific	Pan Pacific (other)	30	108	\$ 260.00	108	\$ 28,080.00				
GRAPH	I3D	4														Odd Years
SOFT	ICSE	5	May 23 - 28	Edinburgh	UK							\$ -				

SIG	Conference	Mnth	Dates	City	State	Hotel	Chain	Pk Nt	Tot Rmnghts	Rate	Actual RNTS	Rooms Revenue	Food & Beverage	Conv. Cntr F&B	AV	Notes
ART	AAMAS	7	July 19 - 23	New York	NY	The New Yorker Hotel	Marriott			\$ 105.00						
ART	AAMAS	7	July 19 - 23	New York	NY	Hotel Newton	Independent			\$ 105.00						
SOFT	ISSTA	7	Jul 10 -18	Boston	MA	Omni Parker House	Omni	70	400	\$ 159.00	363	\$ 57,717.00	\$ 57,430.51		\$ 12,714.40	
ACT/OPS	PODC	7	Jul 24-28	St. Johns	CAN	Fairmont Newfoundland	Fairmont	50	200	\$ 111.00	281	\$ 31,191.00	\$ 29,504.36			All calculations done in USD - CAD Room rate is \$163
CHI	EC Mtg	7	July 16 - 18	Seattle	WA	Sheraton Hotel and Towers	Starwood	10	25	\$ 135.00	25	\$ 3,375.00				
IR	IR	7	July 25 - 29	Sheffield	UK							\$ -				
CHI	DIS	7	Jul 31 - Aug 5	Cambridge	MA	Marriott Cambridge	Marriott	150	535	\$ 159.00	174	\$ 27,646.00	\$ 14,783.25		\$ 10,050.00	
DA	ISLPED	8	Aug 8 - 12	Newport Beach	CA	Marriott Newport Beach	Marriott	70	220	\$ 119.00	275	\$ 32,725.00	\$ 29,022.00		\$ 13,431.00	shared with IEEE
ARCH	SC Planning Mtg	8	Aug 2 - 5	Seattle	WA	Red Lion on 5th Avenue	West Coast (other)	40	88	\$ 136.00	182	\$ 24,752.00				
GRAPH	SCA	8	Aug 27 - 29	Grenoble	France											
COMM	COMM	8	Aug 27 - Sept 5	Portland	OR	Hilton	Hilton	243	938	\$ 134.00	983	\$ 125,886.00	\$ 79,968.00		\$ 9,500.00	
GRAPH	GRAPH	8	Aug 8 - 12	Los Angeles	CA	Holiday Inn City Center	Intercontinental	N/A	630	\$ 140.00	721	\$ 100,940.00				
GRAPH	GRAPH	8	Aug 8 - 12	Los Angeles	CA	Holiday Inn Downtown	Intercontinental	N/A	751	\$ 95.00	709	\$ 67,355.00				
GRAPH	GRAPH	8	Aug 8 - 12	Los Angeles	CA	Hilton Checkers	Hilton	N/A	405	\$ 145.00	430	\$ 62,350.00				
GRAPH	GRAPH	8	Aug 8 - 12	Los Angeles	CA	Hotel Figueroa	Independent	N/A	116	\$ 124.00	119	\$ 14,756.00				
GRAPH	GRAPH	8	Aug 8 - 12	Los Angeles	CA	Hyatt Regency Los Angeles	Hyatt	N/A	2034	\$ 149.00	2169	\$ 323,181.00				
GRAPH	GRAPH	8	Aug 8 - 12	Los Angeles	CA	Kawada Hotel	Independent	N/A	380	\$ 106.00	340	\$ 36,040.00				
GRAPH	GRAPH	8	Aug 8 - 12	Los Angeles	CA	Downtown L.A. Hotel	Independent	N/A	454	\$ 153.00	480	\$ 73,440.00				
GRAPH	GRAPH	8	Aug 8 - 12	Los Angeles	CA	Best Western	Best Western	N/A	780	\$ 92.00	673	\$ 61,916.00				
GRAPH	GRAPH	8	Aug 8 - 12	Los Angeles	CA	Millenium Biltmore	Millenium	N/A	2328	\$ 147.00	2298	\$ 337,806.00				
GRAPH	GRAPH	8	Aug 8 - 12	Los Angeles	CA	Miyako Inn & Spa	Independent	N/A	478	\$ 125.00	415	\$ 51,875.00				
GRAPH	GRAPH	8	Aug 8 - 12	Los Angeles	CA	Marriott Los Angeles Downtown	Marriott	N/A	1491	\$ 152.00	1404	\$ 213,408.00				
GRAPH	GRAPH	8	Aug 8 - 12	Los Angeles	CA	New Otani Hotel	Other	N/A	968	\$ 143.00	928	\$ 132,704.00				
GRAPH	GRAPH	8	Aug 8 - 12	Los Angeles	CA	Omni Los Angeles	Omni	N/A	961	\$ 153.00	956	\$ 146,268.00				
GRAPH	GRAPH	8	Aug 8 - 12	Los Angeles	CA	Quality Inn and Suites Downtown	Rosen (other)	N/A	394	\$ 68.00	402	\$ 27,336.00				
GRAPH	GRAPH	8	Aug 8 - 12	Los Angeles	CA	Ramada Inn Downtown	Marriott	N/A	258	\$ 68.00	253	\$ 17,204.00				
GRAPH	GRAPH	8	Aug 8 - 12	Los Angeles	CA	Radisson Wilshire	Radisson	N/A	1273	\$ 120.00	1121	\$ 134,520.00				
GRAPH	GRAPH	8	Aug 8 - 12	Los Angeles	CA	Ritz Milner Hotel	Other	N/A	706	\$ 79.00	670	\$ 52,930.00				
GRAPH	GRAPH	8	Aug 8 - 12	Los Angeles	CA	Vagabond Inn Los Angeles	Independent	N/A	253	\$ 105.00	232	\$ 24,360.00				

SIG	Conference	Mnth	Dates	City	State	Hotel	Chain	Pk Nt	Tot Rmnghts	Rate	Actual RNTS	Rooms Revenue	Food & Beverage	Conv. Cntr F&B	AV	Notes
GRAPH	GRAPH	8	Aug 8 - 12	Los Angeles	CA	Westin Bonventure	Starwood	N/A	4631	\$ 161.00	5062	\$ 814,982.00				
GRAPH	GRAPH	8	Aug 8 - 12	Los Angeles	CA	Wilshire Grand Hotel	Independent	N/A	3754	\$ 151.00	3765	\$ 568,515.00				
KDD	KDD	8	Aug 22 - 25	Seattle	WA	Westin	Starwood	300	1220	\$ 153.00	1266	\$ 187,804.98	\$ 125,274.01		\$ 36,268.70	
Plan	PPDP/Pepm	8	Aug 24 - 25	Verona	Italy											
WEB	HyperText	8	Aug 9 - 13	Santa Cruz	CA	UCSC Inn and Conference Center	Independent	32	128	\$ 119.00	30	\$ 3,570.00				
SOFT	ISESE	8	Aug 19 - 20	Redondo Beach	CA	Crowne Plaza Hotel and Marina	Intercontinental			\$ 159.00		\$ -				
MICRO	CASES	9	Sept 21 - 25	Washington	DC	The Latham	Independent	40	160	\$ 165.00	72	\$ 11,715.00	\$ 17,282.30		\$ 1,986.27	
ARCH	PACT	9	Sept 29 - Oct 3	Cedex	France											
ART/SOFT	ASE	9	Sept 20 - 25	Linz	Austria											
CSE	EC Mtg	9	Sept 17 - 19	Grand Rapids	MI	Courtyard Downtown	Marriott	6	12	\$ 90.00	12	\$ 1,080.00			\$ 300.00	
PLAN	ICFP	9	Sept 19 - 22	Snowbird	UT	Snowbird Ski and Summer Resort	Independent	55	275	\$ 89.00	545	\$ 52,547.00	\$ 3,746.13		\$ 831.47	added 40 rooms to block on February 17, 2004
DA/BED	Codes/ISSS	9	Sept 8 - 10	Stockholm	Sweden											
Mobile	MobiCom	9	Sept 25 - Oct 2	Philadelphia	PA	Loews	Loews (Other)	140	580	\$ 159.00	393	\$ 60,925.00	\$ 64,396.00		\$ -	
ART	K-CAP	10														Odd Years
OPS	SOSP	10														Odd Years
ACM	TAPIA	10														Odd Years
ACM	SGB Mtg	10	Oct 1 - 3	Chicago	IL	Westin O'Hare	Starwood	35	35	\$ 149.00	42	\$ 6,258.00				
SOFT	UML	10	Oct 11 - 14	Lisbon	Portugal	Hotel Villa Gale Opera Centro										
DOC	DOC	10	Oct 10-13	Memphis	TN	Holiday Inn at U of Memphis	Intercontinental	25	71	\$ 95.00	52	\$ 4,940.00				
CSE	Planning Meeting	10	Oct 13 - 15	St. Louis	MO	Renaissance St. Louis Suites Hotel	Marriott	7	18	\$ 115.00	18	\$ 2,070.00			\$ 600.00	
UCCS	User	10	Oct 7 - 13	Baltimore	MD	Marriott Waterfront	Marriott	285	1082	\$ 199.00	977	\$ 191,795.50	\$ 102,599.50		\$ 18,630.23	
MM	MM	10	Oct 10 - 15	New York	NY	On the Ave	City Life Hotel Group (Other)	100	510	\$ 150.00	543	\$ 87,075.00	\$ -	\$ -	\$ -	Sleeping rooms only, meeting room @ Columbia University
ARCH/OPS/PLAN	Asplos	10	Oct 7-13	Boston	MA	Boston Park Plaza	Starwood	70	510	\$ 199.00	356	\$ 69,072.90	\$ 68,047.20		\$ 13,127.27	OPS and PLAN 25% each; \$12,000 in mtg room rental
CHI	ICMI	10	Oct 13 - 15	State College	PA	The Atherton	Other	500	125	\$ 75.00	172	\$ 12,544.99	\$ 7,373.75		\$ -	
ACM	MiddleWare	10	Oct 18 - 23	Toronto	Canada	Skydome Renaissance	Marriott	75	350	\$ 121.00	353	\$ 35,229.61	\$ 3,500.00		\$ 80.00	
SAC	CCS	10	Oct 23 - 28	Washington	DC	Wyndham City Center	Wyndham	65	265	\$ 109.00	563	\$ 60,147.00	\$ 54,907.05		\$ 8,298.97	
ACCESS	Assets	10	Oct 17 - 21	Atlanta	GA	Georgia Tech Hotel and Conference Center	Other	35	95	\$ 129.00	99	\$ 12,771.00				
GRAPH	EC and CAG Mtg	10	Oct 22 - 24	Snowbird	UT	Snowbird Ski and Summer Resort	Independent	18	36	\$ 89.00	36	\$ 3,204.00				
PLAN	OOPSLA	10	Oct 24 - 28	Vancouver	BC, Can	Pan Pacific Hotel	Pan Pacific (Other)	256	1397	\$ 195.00	1727	\$ 336,765.00				approx. \$232 CAD

SIG	Conference	Mnth	Dates	City	State	Hotel	Chain	Pk Nt	Tot Rmnghts	Rate	Actual RNTS	Rooms Revenue	Food & Beverage	Conv. Cntr F&R	AV	Notes
PLAN	OOPSLA	10	Oct 24 - 28	Vancouver	BC, Can	Fairmont Waterfront	Fairmont	256	1326	\$ 198.00	1151	\$ 227,898.00				approx. \$235 CAD
Graph/CHI	UIST	10	Oct 24 - 28	Santa Fe	NM	La Fonda on the Plaza	Independent	100	310	\$ 150.00	349	\$ 52,026.00	\$ 34,550.75		\$ 4,673.75	Graph - 10%
COMM	IMC	10	Oct 25 - 27	Sicily	Italy	Hotel Grand Albergo Capo										
ITE	ITE	10	Oct 28 - 30	Salt Lake City	UT	Marriott	Marriott	50	135	\$ 89.00	183	\$ 16,023.00	\$ 9,214.00		\$ 325.00	Formerly known as CITC
GROUP	GROUP	11														Odd Years
DA	ICCAD	11	Nov 7 - 11	San Jose	CA	Doubletree	Hilton	222	997	\$ 163.00	611	\$ 89,400.00	\$ 92,131.07		\$ 23,569.13	DA - 40%
ACM	Membership Services Mtg	11	Nov 11 - 13	Cambridge	MA	Marriott Cambridge	Marriott	10	14	\$ 179.00	10	\$ 1,790.00			\$ 350.00	
CHI	CMC Mtg	11	Nov 12 - 14	Boston	MA	Hyatt Harborside	Hyatt	10	20	\$ 175.00	20	\$ 3,500.00	\$ 800.00			
SOFT	SOFT/FSE	11	Oct 30 - Nov 7	Newport Beach	CA	Hyatt Newporter	Hyatt	90	400	\$ 119.00	762	\$ 93,949.00	\$ 56,595.00		\$ 6,993.90	Original Hotel was named Newport Beach - Cancelled due to construction 12/23/2003
MIS/IR	CIKM	11	Nov 8 - 13	Arlington	VA	Hyatt Arlington	Hyatt	50	230	\$ 149.00	284	\$ 42,112.00	\$ 25,836.20		\$ 6,305.70	committee would take higher room rate than pay room rental
GROUP/CHI	CSCW	11	Nov 4 - 11	Chicago	IL	Hilton Michigan Avenue	Hilton	200	950	\$ 179.00	892	\$ 159,668.00	\$ 51,370.82		\$ 29,024.05	
Ada	Ada	11	Nov 13 - 21	Atlanta	GA	Doubletree Buckhead	Hilton	50	252	\$ 112.00	248	\$ 27,776.00	\$ 4,540.00		\$ 1,300.00	
Mobile/COMM	SenSys	11	Nov 1 - 5	Baltimore	MD	Sheraton Inner Harbor	Starwood	125	400	\$ 159.00	275	\$ 43,785.51	\$ 33,600.00		\$ 5,835.00	Co-Sponsored with IEEE, OPS, Metrics, and BED - attrition waived but comp rooms not credited
COMM	HotNets	11	Nov 14 - 15	San Diego	CA	Hilton La Jolla Torrey Pines	Hilton	33	66	\$ 165.00						
ARCH	SC	11	Nov 6 - 12	Pittsburgh	PA	Westin Convention Center	Starwood	N/A	N/A		2411	\$ 355,753.00				Co-Sponsored with IEEE
ARCH	SC	11	Nov 6 - 12	Pittsburgh	PA	Best Western Parkway Center Inn	Best Western	N/A	N/A		365	\$ 28,817.00				
ARCH	SC	11	Nov 6 - 12	Pittsburgh	PA	Courtyard Downtown	Marriott	N/A	N/A		522	\$ 52,542.00				
ARCH	SC	11	Nov 6 - 12	Pittsburgh	PA	Hampton Inn Greentree	Hilton	N/A	N/A		269	\$ 22,596.00				
ARCH	SC	11	Nov 6 - 12	Pittsburgh	PA	Hawthorn Suites Hotel	Other	N/A	N/A		139	\$ 12,093.00				
ARCH	SC	11	Nov 6 - 12	Pittsburgh	PA	Hilton Pittsburgh	Hilton	N/A	N/A		1983	\$ 290,197.00				
ARCH	SC	11	Nov 6 - 12	Pittsburgh	PA	Holiday Inn Express Southside	Intercontinental	N/A	N/A		443	\$ 45,800.00				
ARCH	SC	11	Nov 6 - 12	Pittsburgh	PA	Holiday Inn Central Greentree	Intercontinental	N/A	N/A		746	\$ 66,394.00				
ARCH	SC	11	Nov 6 - 12	Pittsburgh	PA	Holiday Inn Select-University Centre	Intercontinental	N/A	N/A		405	\$ 42,525.00				
ARCH	SC	11	Nov 6 - 12	Pittsburgh	PA	Omni William Penn	Omni	N/A	N/A		2110	\$ 286,530.00				
ARCH	SC	11	Nov 6 - 12	Pittsburgh	PA	Marriott City Centre	Marriott	N/A	N/A		694	\$ 86,166.00				
ARCH	SC	11	Nov 6 - 12	Pittsburgh	PA	Radisson Greentree	Radisson	N/A	N/A		1770	\$ 200,890.00				
ARCH	SC	11	Nov 6 - 12	Pittsburgh	PA	Ramada Plaza Suites & Conf. Ctr	Marriott	N/A	N/A		511	\$ 60,999.00				
ARCH	SC	11	Nov 6 - 12	Pittsburgh	PA	Renaissance Hotel	Marriott	N/A	N/A		706	\$ 97,042.00				
ARCH	SC	11	Nov 6 - 12	Pittsburgh	PA	Residence Inn Oakland	Marriott	N/A	N/A		220	\$ 27,036.00				
ARCH	SC	11	Nov 6 - 12	Pittsburgh	PA	Sheraton Station Square	Starwood	N/A	N/A		540	\$ 66,072.00				

SIG	Conference	Mnth	Dates	City	State	Hotel	Chain	Pk Nt	Tot Rmnghts	Rate	Actual RNTS	Rooms Revenue	Food & Beverage	Conv. Cntr F&B	AV	Notes
ARCH	SC	11	Nov 6 - 12	Pittsburgh	PA	University Club of Pittsburgh	Independent	N/A	N/A		167	\$ 18,203.00				
GRAPH	EC Mtg	11	Nov 19 - 21	San Francisco	CA	Sheraton Gateway	Starwood	15	35	\$ 99.00	\$ 3,465.00		\$ 1,000.00			
Graph/CHI	VRST	11	Nov 10 - 12	Hong Kong	China							\$ -				
ACM	Local Business - Committee Mtgs	12	all/year	New York	NY	Westin Times Square	Starwood	36	122	\$ 259.00	122	\$31,598.00	\$ 59,705.79		\$ 59,705.79	