



2006 Hotel Summary Report

Table of Contents

Overview.....3
Geographical Distribution.....5
Chain Property Totals.....6
Actual Room Nights.....7
Actual Room Night Revenue.....7
Audio Visual Revenue.....8
Food and Beverage Revenue.....8
Total Revenue.....9

Appendix.....10

Overview

ACM, the Association for Computing Machinery <http://www.acm.org>, is an educational and scientific society uniting the world's computing educators, researchers and professionals to inspire dialogues, share resources and address the field's challenges. ACM strengthens the profession's collective voice through strong leadership, promotion of the highest standards, and recognition of technical excellence. ACM supports the professional growth of its members by providing opportunities for life-long learning, career development, and professional networking.

ACM's membership consists of 82,000+ distinguished individuals from industry, academia and government institutions around the world. We carry out our mission through publications, educational programs, and conferences – over 140 events are sponsored annually by ACM!

ACM's Special Interest Groups (SIGs) in 34 distinct areas of information technology address the varied interests IT professionals - programming languages, graphics, computer-human interaction, and mobile communications, just to name a few. Each SIG organizes itself around those specific activities that best serve both its practitioner- and research-based constituencies. Many sponsor “the” leading conferences and workshops in their fields. You may also visit <http://www.acm.org> which offers a live and searchable conference calendar for up to date information on ACM, the SIGs and their programs.

Site Selection Procedure:

In order to make the site selection process as efficient as possible, all leads are sent to all of ACM's National Hotel Chain representatives, as well as the Convention and Visitor's Bureau for the cities under consideration by ACM's Coordinator for site selection. The lead is comprised of a checklist and template that must be completed by the submitter. All responses should be returned to the coordinator via email or via the dedicated fax #. Contracts as proposals from individual properties are not accepted and will be discarded. Updates on the status of each lead are available 24 hours a day, seven days a week on ACM's Site Selection Website <http://www.acm.org/sigs/hotel>.

Explanation of Reports

As a valued industry partner, we have prepared these reports to give you an overview of ACM's programs for the 2006 calendar year. ACM sponsored upwards of 140 programs and produced over 80,000 room nights at an average room rate of \$171.00. This equates to room night revenue of close to \$14,000,000. Below is a detailed explanation of the various charts and graphs and we've also included a list of all the conference programs that took place for 2006 to assist you in identifying ACM programs in the future.

ACM Conferences & Meetings by Geographic Location

This report outlines the number of meetings ACM holds by geographic location.

ACM Room Night Production by Chain

This report details the total room nights actualized by each chain as well as room night revenue by chain.

ACM Food and Beverage Revenue by Chain

This report details the total food and beverage actualized by each chain.

ACM Audio Visual Revenue by Chain

This report details the total audio visual revenue actualized by each chain.

ACM Total Revenue by Chain

This report details the revenue actualized by each chain which includes room nights, AV and F & B.

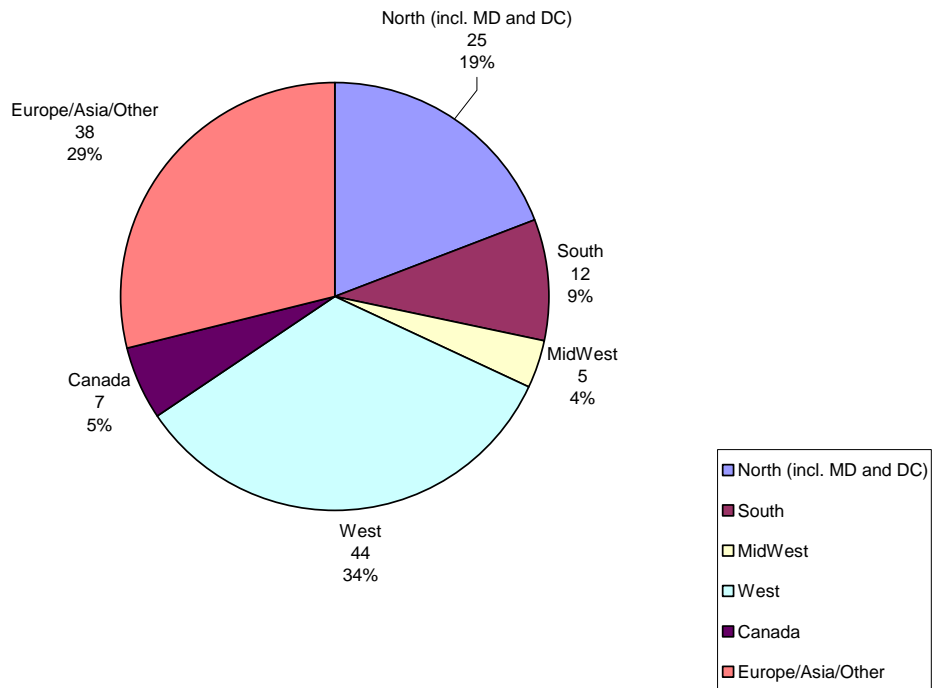
We hope you find this information useful. Please feel free to call with any questions, comments, or concerns. We look forward to our continued success in 2007.

Geographical Distribution

Region	# Conferences
North (incl. MD and DC)	25
South	12
MidWest	5
West	44
Canada	7
Europe/Asia/Other	38
Total	131*

*ACM sponsors 140 conferences annually. Conference event total does not include smaller events/workshops within the larger events.

Geographical Distribution of Conferences

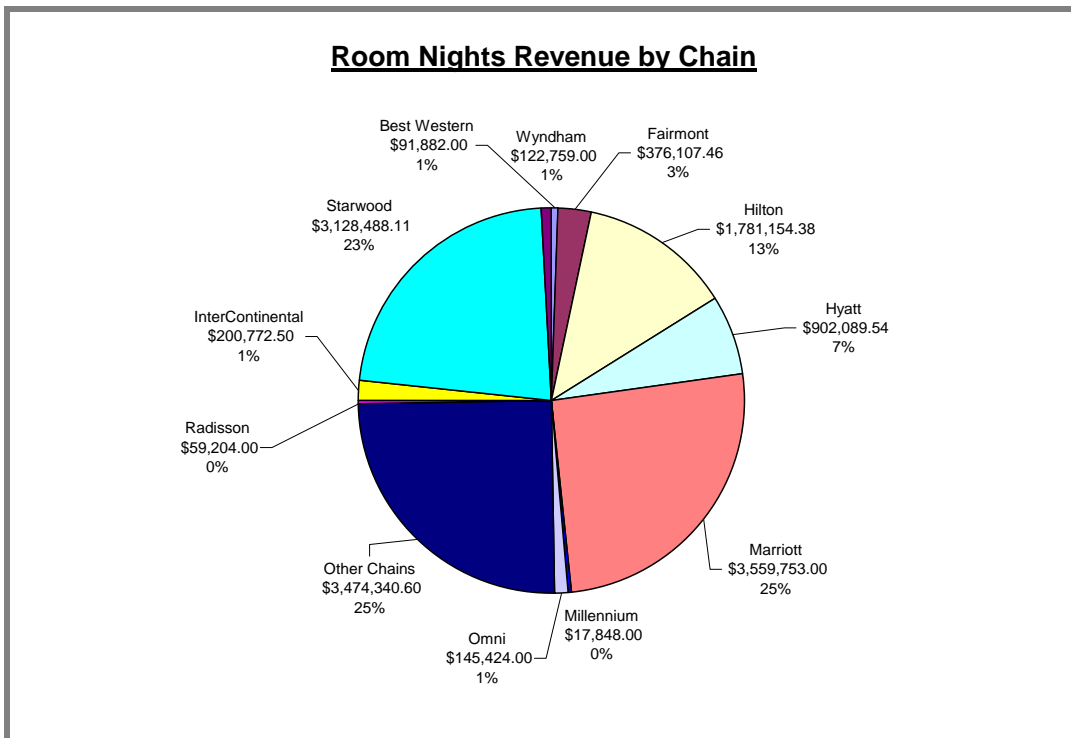
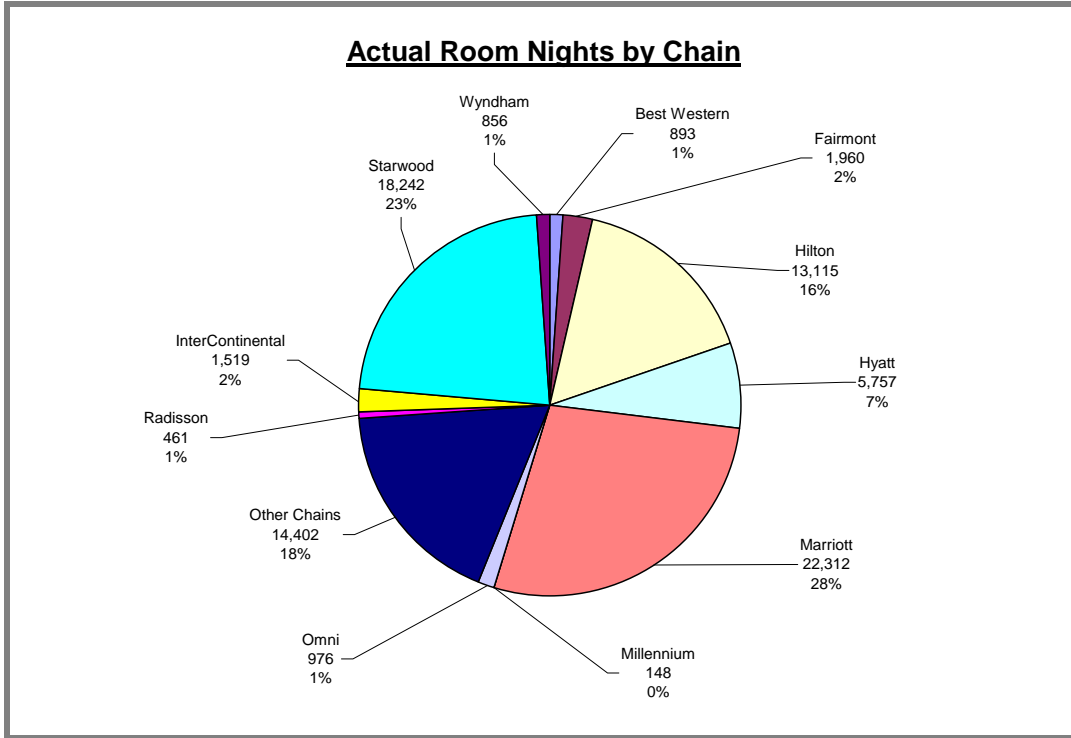


Chain Property Totals

<i>Hotel Chain Name</i>	<i>Total Room nights</i>	<i>Room Revenue</i>	<i>AV</i>	<i>F&B</i>	<i>Total Property Revenue</i>	<i>PCT - Actual Room Nights (+/-) from 2005</i>
Best Western	893	\$ 91,882.00	\$ 2,219.63	\$ 29,950.13	\$124,944.76	76%
Fairmont	1,960	\$ 376,107.46	\$ 19,160.30	\$ 140,241.54	\$537,469.30	4070%
Hilton	13,115	\$ 1,781,154.38	\$ 105,922.49	\$ 424,746.59	\$2,324,938.46	-2%
Hyatt	5,757	\$ 902,089.54	\$ 43.75	\$ 59,724.97	\$967,615.26	16%
Marriott	22,312	\$ 3,559,753.00	\$ 68,835.13	\$ 588,889.05	\$4,239,789.18	92%
Millennium	148	\$ 17,848.00	\$ 42,791.38	\$ 17,690.00	\$78,477.38	-85%
Omni	976	\$ 145,424.00	\$ -	\$ -	\$146,400.00	-25%
Other Chains	14,402	\$ 3,474,340.60	\$ 169,061.54	\$ 646,861.24	\$4,304,665.38	-41%
Radisson	461	\$ 59,204.00	\$ -	\$ -	\$59,665.00	-66%
InterContinental	1,519	\$ 200,772.50	\$ 3,154.36	\$ 38,703.00	\$244,148.86	-51%
Starwood	18,242	\$ 3,128,488.11	\$ 32,558.52	\$ 180,815.03	\$3,360,103.66	14%
Wyndham	856	\$ 122,759.00	\$ -	\$ -	\$123,615.00	14%
Totals	80,641	\$ 13,859,822.59	\$ 443,747.10	\$ 2,127,621.55	\$16,511,832.24	-1%

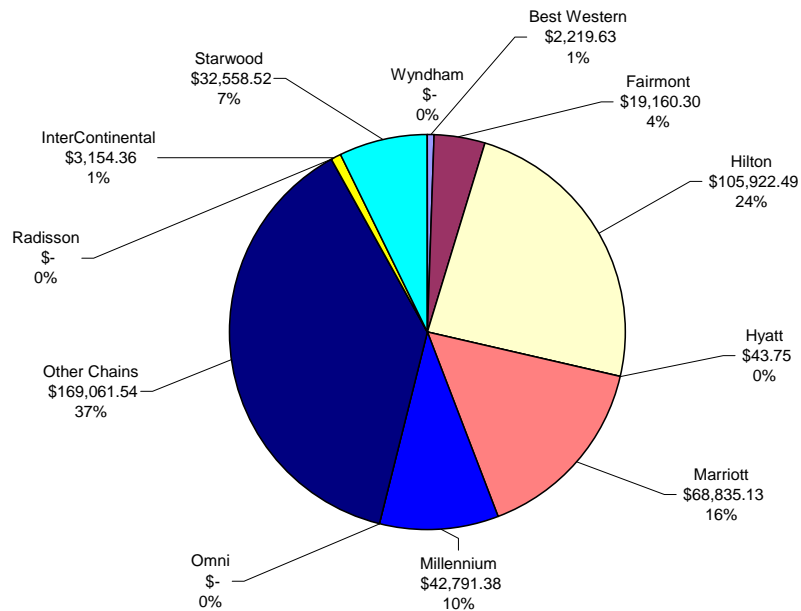
Actual Room Nights and Actual Room Night Revenue

* Average Room Rate 2006 = \$171.00*

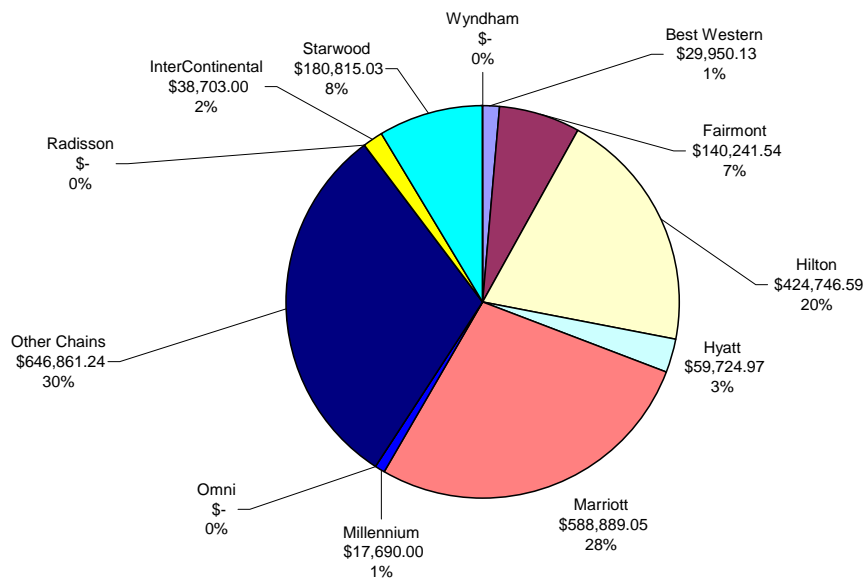


Audio Visual and Food & Beverage Revenue

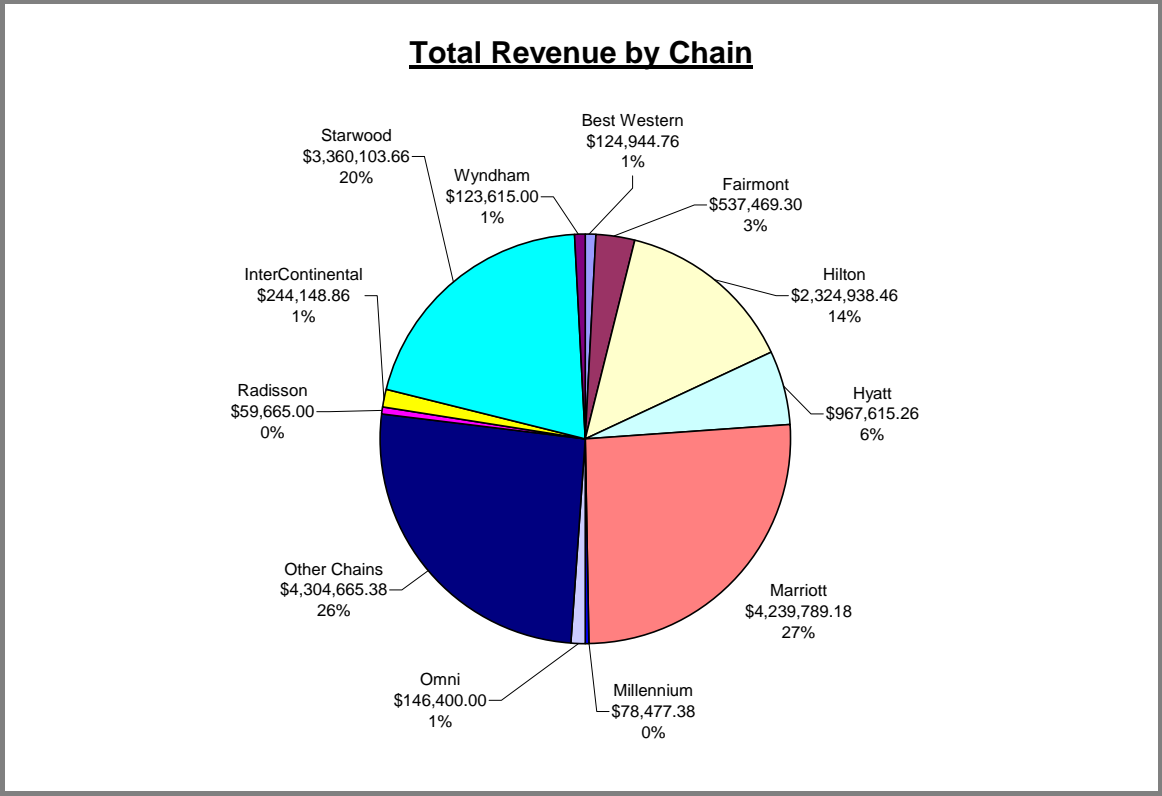
AV Revenue by Chain



F&B Revenue by Chain




Total Revenue Generated by ACM





Appendix



SIG	Conference	Mnth	Dates	City	State	Hotel	Chain	Pk Nt	Tot Rmnghts	Rate	Actual RNTS	Rooms Revenue	Food & Beverage	AV	Notes
ACM	St. Adv. Bd. Meet	1	Jan 8 - 10	Boston	MA	Sheraton Boston	Starwood	10	23	\$189.00	24	\$6,138.72	\$1,687.50	\$3,393.08	
PLAN	POPL	1	Jan 11 - 13	Charleston	SC	Chareleston Place Hotel	Other	114	495	\$155.00	579	\$92,098.00	\$52,465.90	\$6,813.35	
ACM	Dist Lect Meeting	1	Jan 11 - 13	San Francisco	CA	Hilton San Francisco	Hilton	10	21	\$169.00	21	\$3,549.00	\$1,560.00	\$1,100.00	
ACM	Ed Board	1	Jan 12 - 13	New York	NY	The Westin New York at Times Sq.	Starwood	7	14	\$269.00	21	\$4,573.00	\$1,351.98	\$1,001.50	
ACM	MSB Meeting	1	Jan 17 - 19	New York	NY	The Westin New York at Times Sq.	Starwood	17	32	\$289.00	22	\$6,259.00			
ACM	Queue & Prof. Bd	1	Jan 19 - 21	New York	NY	The Westin New York at Times Sq.	Starwood	14	19	\$219.00	18	\$3,942.00			
GRAPH	EC Planning Meet	1	Jan 19 - 22	Hamilton	Bermuda	Fairmont Hamilton Princess	Fairmont	25	84	\$149.00	81	\$12,069.00			
DA	ASPDAC	1	Jan 24 - 27	Yokohama	Japan										unable to gather information from facility
GRAPH	AFRIGRAPH	1	Jan 25 - 27	Cape Town	South Africa										unable to gather information from facility
ACM	History Meeting	1	Jan 26 - 27	Palo Alto	CA	Crowne Plaza Palo Alto	Intercontinental	9	13	\$137.00	9	\$1,233.00			
ART/ CHI	IUI	1	Jan 29 - Feb 1	Sydney	Australia										unable to gather information from facility
ACM	SGB Meeting	2	Feb 8 - 10	Chicago	IL	Westin O'Hare	Starwood	30	35	\$129.00	45	\$25,409.87			
DA	FPGA	2	Feb 22 - 24	Monterey	CA	Beach Resort Monterey	Best Western	95	235	\$139.00	207	\$30,828.00	\$29,950.13	\$2,219.63	
DA	TAU	2	Feb 27 - 28	San Jose	CA	Dolce Hayes Mansion	Other	35	75	\$139.00	53	\$14,162.10	\$15,088.00	\$662.00	
CSE	CSE	3	Mar 1 - 5	Houston	TX	Hilton Americas	Hilton	520	1930	\$130.00	1716	\$226,480.36	\$82,350.41	\$27,067.00	
CSE	CSE	3	Mar 1 - 5	Houston	TX	Club Quarters	Other	80	310	\$119.00	327	\$38,913.00			
CSE	CSE	3	Mar 1 - 6	Houston	TX	Hyatt Regency	Hyatt	65	250	\$139.00	84	\$11,676.00			
CHI/ ART	HRI	3	Mar 2 - 3	Salt Lake City	UT	Salt Lake City Marriot CC	Marriott	70	230	\$129.00	242	\$29,476.00	\$11,490.00	\$475.00	
DA	SLIP	3	Mar 4 - 5	Munich	Germany	Kings Hotel First Class	Other	12	24	\$119.00	26	\$2,920.00	\$3,561.00		
ACM	ACM - SE	3	Mar 10 - 12	Melbourne	FL	Crowne Plaza Melbourne	Intercontinental			\$139.00					unable to gather information from facility
GRAPH	I3D	3	Mar 14 - 17	Redwood City	CA	Sofitel San Francisco Bay	Other	55	170	\$149.00	96	\$14,304.00	\$8,042.00		
SAC	Asia CCS	3	Mar 21 - 23	Taipei	China										unable to gather information from facility
GRAPH	EC Meeting	3	Mar 24 - 26	San Francisco	CA	Hilton San Francisco Fin Dis	Hilton	18	40	\$140.00	42	\$6,706.14	\$3,976.32	\$1,552.64	
MICRO	CGO	3	Mar 26 - 29	New York	NY	On the Avenue	Other	50	170	\$159.00					unable to gather information from facility
MICRO	CGO	3	Mar 26 - 30	New York	NY	Lucerne	Other	20	80	\$200.00	80	\$16,000.00			
GRAPH	ETRA	3	Mar 27 - 29	San Diego	CA	Town & Country Resort & Conv Cen	Other	30	100	\$138.00	178	\$24,564.00	\$16,782.00	\$1,603.00	unable to gather information from facility
PLAN	PPoPP	3	Mar 29 - 31	New York	NY	Lucerne	Other	20	75	\$200.00	75	\$15,000.00			
PLAN	PPoPP	3	Mar 29 - 31	New York	NY	On the Avenue	Other	40	145	\$159.00					unable to gather information from facility
ACM	ICPC	4	April 1 - 4	San Antonio	TX	Hilton Palacio del Rio	Hilton	340	1735	\$127.00	1717	\$209,428.00	\$38,849.05	\$2,221.00	
DA	ISPD/SLIP	4	Apr 2 - 5	San Jose	CA	Dolce Lakeway Resort and Spa	Other	52	157	\$139.00	103	\$14,317.00	\$29,140.00	\$1,043.00	
PLAN	HOPL PC Mtg	4	Apr 6 - 7	Elizabeth	NJ	Doubletree Hotel Newark	Hilton	14	30	\$149.00	23	\$5,329.68	\$5,412.17		

UCCS	CSMS	4	Apr 9 - 11	San Diego	CA	Westin Horton Plaza	Starwood	105	366	\$184.00	343	\$63,112.00	\$28,227.00	\$5,805.00	
MIS	CPR	4	Apr 13 - 15	Pomona	CA	Shilo Inn Hotel	Other	33	88	\$92.00	108	\$9,936.00	\$6,374.17		
OPS	EuroSys	4	Apr 18 - 21	Leuven	Belguim										unable to gather information from facility
GRAPH	Web3D	4	Apr 18 - 21	Columbia	MD										unable to gather information from facility
BED	IPSN	4	Apr 19 - 21	Nashville	TN	Nashville Marriott at Vanderbilt Univ.	Marriott	80	200	\$139.00	155	\$21,545.00	\$25,008.75	\$3,396.43	
CHI	CHI	4	Apr 22 - 27	Montreal	Canada	Delta Centre-Ville	Other	153	884	\$165.00	343	\$56,595.00	\$12,430.04	\$2,579.36	
CHI	CHI	4	Apr 22 - 28	Montreal	Canada	Fairmont Le Reine Elizabeth	Fairmont	149	843	\$180.00	514	\$92,520.00	\$8,075.44	\$385.46	
CHI	CHI	4	Apr 22 - 29	Montreal	Canada	Holiday Inn Select	Intercontinental	151	974	\$125.00	941	\$117,625.00		\$2,579.36	
CHI	CHI	4	Apr 22 - 30	Montreal	Canada	Hyatt Regency Montreal	Hyatt	298	1764	\$160.00	837	\$133,920.00			
CHI	CHI	4	Apr 22 - 31	Montreal	Canada	Montreal Marriott	Marriott	178	1012	\$150.00	817	\$122,550.00			
CHI	CHI	4	Apr 22 - 32	Montreal	Canada	Le Centre Sheraton	Starwood	198	1164	\$160.00	117	\$18,720.00			
APP	SAC	4	Apr 23 - 27	Dijon	France										unable to gather information from facility
ACM	Ed Board	4	Apr 28 - 29	New York	NY	The Westin New York Times Sq.	Starwood	13	26	\$299.00	26	\$6,578.00	\$2,986.55	\$1,149.00	
DA	GLSVLSI	4	Apr 30 - May 2	Philadelphia	PA	Holiday Inn Historic District	Intercontinental	30	95	\$129.00	100	\$11,674.50	\$11,843.00	\$575.00	
ACM	CFP	5	May 2 - 5	Washington	D.C.	Loews L'Enfant Plaza Hotel	Other	110	440	\$195.00	65	\$50,845.00	\$71,723.00	\$40,444.00	
Micro	CF	5	May 3 - 5	Ischia	Italy	Hotel Continental Terme	Other						\$14,166.00	\$590.00	unable to gather information from facility
PLAN	OOPSLA PC Mtg	5	May 4 - 6	Austin	TX	Doubletree Guest Suites- Austin	Hilton	26	58	\$129.00	51	\$7,120.80			
ACM	Prof Bd Mtg	5	May 4 - 6	New York	NY	The Westin New York Times Sq.	Starwood	4	8	\$369.00	8	\$2,972.00			
PLAN	OOPSLA Planning Mtg	5	May 6 - 8	Portland	OR	Doubletree Hotel Portland	Hilton	20	60	\$116.00	45	\$5,562.18			
ACM	Ed Board Mtg	5	May 12 - 14	Boston	MA	Hyatt Harborside	Hyatt	18	27	\$149.00	26	\$3,874.00	\$2,364.97	\$43.75	
ACM	Pubs Bd Mtg	5	May 14 - 17	New York	NY	The Westin New York Times Sq.	Starwood	10	20	\$379.00	14	\$5,450.19			
ACM	Awards Banquet	5	May 18 - 20	San Francisco	CA	The Westin St. Francis	Starwood	70	165	\$249.00	180	\$57,825.81	\$89,158.71		
CHI	Wrap Meeting	5	May 20 - 21	Banff	Canada	Fairmont Banff Springs	Fairmont	25	50	\$149.00	44	\$7,514.46	\$8,075.44	\$385.46	
ACT	STOC	5	May 21 - 23	Seattle	WA	Red Lion Hotel on 5th Ave	Other	107	340	\$154.00	410	\$63,140.00	\$41,779.00	\$7,574.00	
MM	NOSSDAV	5	May 22 - 23	Newport	RI	The Newport Harbor	Other	35	70	\$169.00	23	\$3,887.00	\$2,312.64	\$250.00	
Mobile	MobiHoc	5	May 22 - 25	Florence	Italy										unable to gather information from facility
SIM	PADS	5	May 23 - 26	Beach Road	Singapore										unable to gather information from facility
ACM	Ed Bd. Task For.	5	May 13 - 18	New York	NY	The Westin at Times Square	Starwood	6	25	\$299.00	15	\$4,972.40	\$1,443.62	\$264.00	
GRAPH/ACT	SoCG	6	Jun 5 - 7	Sedona	AZ	Hilton Sedona Resort and Spa	Hilton	75	315	\$139.00	210	\$29,190.00	\$20,406.00		
DA	IWLS	6	June 5- 10	Vail	CO	Vail Cascade Resort and Spa	Other	52	149	\$134.00	108	\$19,473.39	\$16,040.00	\$2,925.00	
SAC	SACMAT	6	June 6 - 10	Tahoe City	CA	Granlibakken Conf. Cen. & Lodge	Other	40	115	\$193.00	134	\$25,862.00	\$1,444.00	\$1,418.00	
ACM	Ed Board	6	June 9 - 10	Reston	VA	Hyatt Regency Reston	Hyatt	27	42	\$108.00	39	\$9,576.54			
PLAN	PLDI, PLAS & ISMM	6	June 11 - 14	Ottawa	Canada	Ottawa Marriott	Marriott	140	700	\$169.00	672	\$111,709.00	\$71,606.42	\$12,953.60	

Ecom	EC	6	June 11 - 15	Ann Arbor	MI	The University Of Michigan											unable to gather information from facility
IR / WEB	JCDL	6	June 11 - 15	Chapel Hill	NC												unable to gather information from facility
PLAN	VEE	6	June 14 - 16	Ottawa	Canada												unable to gather information from facility
GRAPH	VRCIA	6	June 14 - 17	Shatin	Hong Kong												unable to gather information from facility
PLAN/ BED	LCTES	6	June 14 - 16	Ottawa	Canada	Ottawa Marriott	Marriott					\$9,887.26	\$1,061.35				unable to gather information from facility
ARCH	ISCA	6	June 17 - 21	Boston	MA												unable to gather information from facility
MOBILE	MobiSys	6	June 19 - 22	Uppsala	Sweden												unable to gather information from facility
METRICS	METRICS	6	June 26 - 20	Saint Malo	France												unable to gather information from facility
CHI	DIS	6	June 26 - 28	University Park	PA	The Atherton Hotel	Other							\$4,464.52			unable to gather information from facility
MOD	MOD/PODS	6	June 27 - 29	Chicago	IL	Renaissance Hotel Chicago	Marriott	220	950	\$181.00	843	\$153,126.00	\$114,626.00	\$11,555.00			
SOFT	CBSE	6	June 29 - July 1	Stockholm	Sweden												unable to gather information from facility
EVO	GECCO	7	Jul 8 - 12	Seattle	WA	Renaissance Seattle Hotel	Marriott	180	964	\$159.00	930	\$148,029.00	\$47,148.56	\$5,992.00			
SAM	ISSAC	7	July 9 - 12	Genoa	Italy												unable to gather information from facility
PLAN	PPDP	7	July 10 - 12	Venice	Italy												unable to gather information from facility
SOFT	ISSTA	7	July 17 - 20	Portland	ME	Holiday Inn by the Bay	Intercontinental	70	320	\$150.00	359	\$53,850.00	\$26,860.00				
ACM	Pubs Meeting	7	July 20 - 22	New York	NY	Sheraton New York Hotel & Towers	Starwood	15	19	\$279.00							
ACT / OPS	PODC	7	July 23-26	Denver	CO	Adam's Mark Hotel	Other	60	250	\$129.00	238	\$30,702.00	\$21,380.00	\$852.00			
DA	DAC	7	July 24 - 28	San Francisco	CA	The Argent Hotel	Starwood	450	2066	\$205.00	1896	\$372,997.50					
DA	DAC	7	July 24 - 28	San Francisco	CA	San Francisco Marriot	Marriott	1200	5048	\$215.00	4694	\$1,006,447.00	\$119,228.78				
DA	DAC	7	July 24 - 28	San Francisco	CA	W San Francisco	Starwood	200	1020	\$233.00	845	\$191,186.00					
DA	MEMOCODE	7	July 27 - 29	Napa Valley	CA	Embassy Suites, Napa	Hilton						\$15,462.00	\$5,072.00			unable to gather information from facility
GRAPH	APGV	7	July 28 - 30	Boston	MA	Sheraton Boston Hotel	Starwood						\$4,667.00	\$3,800.00			co-located with SIGGRAPH
ARCH/ ACT	SPAA	7	July 30- Aug 2	Cambridge	MA	Charles Hotel, Harvard Square	Other	40	120	\$175.00	105	\$19,175.00	\$22,231.00	\$1,466.00			
GRAPH	GRAPH	7	July 30 - Aug 3	Boston	MA	Boston Marriott Copley Place	Marriott	620	3516	\$109.00	3385	\$368,965.00					
GRAPH	GRAPH	7	July 30 - Aug 3	Boston	MA	Boston University	Other	400	2180	\$62.00	2023	\$125,426.00					
GRAPH	GRAPH	7	July 30 - Aug 3	Boston	MA	Boston Park Plaza	Starwood	698	3959	\$141.00	3315	\$467,415.00					
GRAPH	GRAPH	7	July 30 - Aug 3	Boston	MA	Colonnade Hotel	Other	100	583	\$179.00	463	\$82,877.00					
GRAPH	GRAPH	7	July 30 - Aug 3	Boston	MA	Comfort Inn & Ramada Inn	Wyndham	40	273	\$94.00	87	\$8,178.00					
GRAPH	GRAPH	7	July 30 - Aug 3	Boston	MA	Copley Square Hotel	Other	50	287	\$100.00	260	\$26,000.00					
GRAPH	GRAPH	7	July 30 - Aug 3	Boston	MA	The Tremont Boston	Marriott	180	1020	\$129.00	2607	\$336,303.00					
GRAPH	GRAPH	7	July 30 - Aug 3	Boston	MA	Doubletree Club Hotel	Hilton	75	481	\$159.00	356	\$56,604.00					
GRAPH	GRAPH	7	July 30 - Aug 3	Boston	MA	Doubletree Downtown Boston	Hilton	75	481	\$179.00	397	\$71,063.00					
GRAPH	GRAPH	7	July 30 - Aug 3	Boston	MA	Embassy Suites Boston	Hilton	100	577	\$199.00	512	\$101,888.00					
GRAPH	GRAPH	7	July 30 - Aug 3	Boston	MA	Hampton Inn and Suites	Hilton	80	510	\$159.00	410	\$65,190.00					

GRAPH	GRAPH	7	July 30 - Aug 3	Boston	MA	Hilton Boston Back Bay	Hilton	150	853	\$149.00	820	\$122,180.00				
GRAPH	GRAPH	7	July 30 - Aug 3	Boston	MA	Hilton Financial	Hilton				602					
GRAPH	GRAPH	7	July 30 - Aug 3	Boston	MA	Hilton Boston Logan Airport	Hilton	100	607	\$179.00	506	\$90,574.00				
GRAPH	GRAPH	7	July 30 - Aug 3	Boston	MA	Hyatt Regency Boston Fin. Dist.	Hyatt	250	1420	\$144.00	1348	\$194,112.00				
GRAPH	GRAPH	7	July 30 - Aug 3	Boston	MA	Hyatt Regency Cambridge	Hyatt	30	160	\$199.00	642	\$127,758.00				
GRAPH	GRAPH	7	July 30 - Aug 3	Boston	MA	Jurys Boston Hotel	Other	50	325	\$189.00	297	\$56,133.00				
GRAPH	GRAPH	7	July 30 - Aug 3	Boston	MA	The Langham Hotel Boston	Other	50	308	\$199.00	226	\$44,974.00				
GRAPH	GRAPH	7	July 30 - Aug 3	Boston	MA	Omni Parker House	Omni	158	892	\$149.00	976	\$145,424.00				
GRAPH	GRAPH	7	July 30 - Aug 3	Boston	MA	Radisson Hotel	Radisson	53	301	\$139.00	266	\$36,974.00				
GRAPH	GRAPH	7	July 30 - Aug 3	Boston	MA	Ramada										
GRAPH	GRAPH	7	July 30 - Aug 3	Boston	MA	Seaport Hotel at WTC	Other	250	1420	\$169.00	168	\$28,392.00				
GRAPH	GRAPH	7	July 30 - Aug 3	Boston	MA	Sheraton Boston	Starwood	700	3969	\$165.00	3898	\$643,170.00				
GRAPH	GRAPH	7	July 30 - Aug 3	Boston	MA	Westin Copley	Starwood	175	994	\$165.00	822	\$135,630.00				
GRAPH	GRAPH	7	July 30 - Aug 3	Boston	MA	Westin Boston Waterfront	Starwood	625	3548	\$177.00	3349	\$592,773.00				
GRAPH	GRAPH	7	July 30 - Aug 3	Boston	MA	Wyndham Boston	Wyndham	100	567	\$149.00						
IR	IR	8	Aug 6 - 10	Seattle	WA	Silver Cloud Hotel University	Other	40	185	\$119.00	227	\$27,013.00	\$18,327.25	\$7,733.25		
KDD	KDD	8	Aug 20 - 23	Philadelphia	PA	Loews Philadelphia Hotel	Other	325	1300	\$159.00	931	\$145,018.40	\$199,743.98	\$27,413.28		
CHI	CMC Meeting	8		Atlanta	GA	Georgian Terrace	Other					\$4,237.21				
ACM	CSTA Meetign	8	Aug 23 - 25	New York	NY	The Westin New York	Starwood	5	12	\$339.00	11	\$3,729.00	\$1,042.97	\$1,959.00		
WEB	HT	8	Aug 22 - 25	Odense	Denmark											unable to gather information from facility
DA	SBCCI	8	Aug 28 - Sept 1	Minas Gerais	Brazil											unable to gather information from facility
GRAPH	SCA	9	Sept 2 - 4	Vienna	Austria											unable to gather information from facility
GRAPH	GH	9	Sept 3 - 4	Vienna	Austria											unable to gather information from facility
GRAPH/ PLAN/ CHI/SOFT	Softvis	9	Sept 4 - 5	Brighton	UK											unable to gather information from facility
PLAN	OOPSLA Logistics	9	Sept 7 - 9	Portland	OR	Doubletree Hotel Portland	Hilton	2	3	\$139.00	3	\$469.14				
CSE	ICER	9	Sept 9 - 10	Canterbury	UK											unable to gather information from facility
COMM	SIGCOMM	9	Sept 11 - 15	Pisa	Italy											unable to gather information from facility
ARCH	PACT	9	Sept 16 - 20	Seattle	WA	Hilton Seattle Hotel	Hilton	80	290	\$159.00	166	\$26,556.00	\$35,303.17	\$4,022.00		
ART/ SOFT	ASE	9	Sept 18 - 22	Tokyo	Japan											unable to gather information from facility
PLAN	ICFP	9	Sept 18 - 20	Portland	OR	Portland Marriott Dw Waterfront	Marriott	106	523	\$125.00	493	\$61,625.00	\$60,390.61			
SOFT	ISESE	9	Sept 21 - 22	Rio De Janeiro	Brazil											unable to gather information from facility
Mobile	MobiCom	9	Sept 24 - 29	Los Angeles	CA	Marina del Rey Marriot	Marriott	105	470	\$175.00	414	\$71,925.00	\$129,502.67	\$33,401.75		
MM	MM&Sec	9	Sept 26 - 27	Geneva	Switzerland											unable to gather information from facility

ACM	DL Mtg	9	Sept 29 - 30	New York	NY	Westin New York Times Square	Starwood	20	44	\$399.00	32	\$12,815.17	\$6,340.78	\$4,023.00	
SOFT	MODELS	10	Oct 1 - 6	Genova	Italy										unable to gather information from facility
SIM	DS-RT	10	Oct 2 - 4	Malaga	Spain										unable to gather information from facility
SIM	MSWIM	10	Oct 2 - 6	Torremolinos	Spain										unable to gather information from facility
ACM	Grace Hopper	10	Oct 2 - 8	San Diego	CA	Town and Country Resort & Con. Cen	Other	450	1567	\$128.00	1760	\$225,280.00			
DA	ISLPED	10	Oct 4 - 6	Bavaira	Germany										unable to gather information from facility
WEB	DOCENG	10	Oct 10 - 13	Amsterdam	Netherlands										unable to gather information from facility
Graph	UIST	10	Oct 15 - 18	Montreux	Switzerland	Casino Barriere de Montreux									unable to gather information from facility
DOC	SIGDOC	10	Oct 18 - 20	Conway	SC										unable to gather information from facility
ITE	ITE	10	Oct 19 - 21	Minneapolis	MN	Crown Plaza Northstar Hotel	Other	60	209	\$139.00	167	\$22,237.00	\$10,209.59	\$2,140.00	
ACM	Pubs Meeting	10	Oct 27 - Nov 3	New York	NY	Westin New York Times Square	Starwood	10	21	\$369.00	16	\$5,904.00	\$7,068.50	\$5,560.00	
ARCH	Asplos	10	Oct 21 - 25	San Jose	CA	Hilton San Jose	Hilton	97	356	\$149.00	308	\$44,880.12	\$20,793.50	\$4,693.00	
ACM	Council/ EC Meet	10	Oct 26 - 27	New York	NY	Westin New York Times Square	Starwood	24	51	\$399.00	48	\$19,152.00			
BED/ MICRO	ESWEEK	10	Oct 22 - 27	Seoul	South Korea										unable to gather information from facility
PLAN	OOPSLA	10	Oct 22 - 26	Portland	OR	Doubletree Hotel Portland	Hilton	250	1,383	\$129.00	1,055	\$136,095.00			
PLAN	OOPSLA	10	Oct 22 - 26	Portland	OR	Courtyard Marriott	Marriott	100	553	\$124.00	496	\$61,504.00			
PLAN	OOPSLA	10	Oct 22 - 26	Portland	OR	Red Lion	Other	100	553	\$99.00	421	\$41,679.00			
ACCESS	Assets	10	Oct 23 - 25	Portland	OR	Embassy Suites Hotel Portland	Hilton	35	95	\$139.00	158	\$24,108.00	\$15,212.50	\$1,818.00	
MM/ GRAPH	MM	10	Oct 22 - 27	Santa Barbara	CA	Fess Parker's Double Tree	Hilton	110	600	\$169.00	595	\$94,256.98	\$61,431.10	\$35,774.61	
COMM	IMC	10	Oct 25 - 27	Rio De Janeiro	Brazil	Marina Hotel	Other	50	200	\$135.00	197	\$29,770.00	\$8,054.30	\$37,824.30	
ACM	SGB	10	Oct 29 - 30	Chicago	IL	Hilton Chicago O'Hare Airport	Hilton	40	45	\$169.00	42	\$8,220.11	\$3,326.77	\$1,420.40	
SAC	CCS	10	Oct 30- Nov 3	Alexandria	VA	Hilton Alexandria Mark Center	Hilton	120	520	\$150.00	419	\$62,850.00	\$69,066.00	\$9,773.00	
CHI	ICMI & CSCW	11	Nov 1 - 3	Banff	Canada	Fairmont Banff Springs	Fairmont	200	890	\$173.00	1321	\$264,004.00	\$124,090.66	\$18,389.38	
Mobile	SenSys	11	Nove 1 - 3	Boulder	CO	Hotel Boulderado	Other	40	123	\$129.00	66	\$8,894.00	\$4,266.60		
Mobile	SenSys	11	Nove 1 - 3	Boulder	CO	St. Julien	Other	10	30	\$185.00	24	\$4,440.00			
Mobile	SenSys	11	Nove 1 - 3	Boulder	CO	Millenium Harvest Hotel	Millenium	50	157	\$119.00	148	\$17,848.00	\$17,690.00	\$42,791.38	
Graph/CHI	VRST	11	Nov 1 - 3	Limassol	Cyprus										unable to gather information from facility
UCCS	UCCS	11	Nov 2 - 9	Edmonton	Canada	Fantasyland Hotel	Other	350	1346	\$98.00	1317	\$129,066.00	\$55,970.00	\$17,644.00	
DA	ICCAD	11	Nov 5 - 9	San Jose	CA	Doubletree Hotel San Jose	Hilton	170	711	\$149.00					unable to gather information from facility
SOFT	SOFT/FSE	11	Nov 5 - 11	Portland	OR	Doubletree Hotel Portland	Hilton	132	747	\$114.00	483	\$51,892.37	\$23,205.25	\$3,722.00	
MIS/IR	CIKM	11	Nov 6 - 10	Arlington	VA	Sheraton Crystal City Hotel	Starwood	55	265	\$149.00	287	\$45,000.00	\$27,800.00	\$3,500.00	
ARCH	SuperComputing	11	Nov 8 - 18	Tampa	FL	Amerisuites Busch Gardens	Hyatt	81	403	\$149.00	379	\$56,471.00			
ARCH	SuperComputing	11	Nov 8 - 18	Tampa	FL	Amerisuites Tampa	Hyatt	26	141	\$129.00	124	\$15,996.00			

ARCH	SuperComputing	11	Nov 8 - 18	Tampa	FL	Amerisuites Tampa Airport	Hyatt	66	345	\$139.00	279	\$38,781.00			
ARCH	SuperComputing	11	Nov 8 - 18	Tampa	FL	Comfort Inn	Other	176	980	\$85.00	923	\$78,830.00			
ARCH	SuperComputing	11	Nov 8 - 18	Tampa	FL	Courtyard Marriott Downtown	Marriott	99	568	\$119.00	471	\$56,049.00			
ARCH	SuperComputing	11	Nov 8 - 18	Tampa	FL	Courtyard Marriott West	Marriott	35	201	\$145.00	190	\$27,550.00			
ARCH	SuperComputing	11	Nov 8 - 18	Tampa	FL	Crowne Plaza Tampa East	Intercontinental	23	110	\$149.00	110	\$16,390.00			
ARCH	SuperComputing	11	Nov 8 - 18	Tampa	FL	Doubletree Busch Gardens	Hilton	72	367	\$99.00	360	\$35,640.00			
ARCH	SuperComputing	11	Nov 8 - 18	Tampa	FL	Doubletree Hotel Tampa	Hilton	199	1030	\$139.00	843	\$117,177.00			
ARCH	SuperComputing	11	Nov 8 - 18	Tampa	FL	Grand Hyatt Tampa Bay	Hyatt	30	188	\$198.00	137	\$27,126.00			
ARCH	SuperComputing	11	Nov 8 - 18	Tampa	FL	Hampton Inn Tampa/Ybor City	Hilton	52	281	\$139.00	235	\$30,709.50			
ARCH	SuperComputing	12	Nov 8 - 19	Tampa	FL	Hilton Garden Inn/Ybor Hist Dis	Hilton	30	165	\$139.00	209	\$29,051.00			
ARCH	SuperComputing	11	Nov 8 - 18	Tampa	FL	Hilton Tampa Airport Westshore	Hilton	114	566	\$142.00	508	\$72,136.00			
ARCH	SuperComputing	11	Nov 8 - 18	Tampa	FL	Hyatt Regency Tampa	Hyatt	379	1904	\$161.00	1653	\$240,599.00			
ARCH	SuperComputing	11	Nov 8 - 18	Tampa	FL	Mainsail Suites Hotel & Con Cent.	Other	99	536	\$145.00	378	\$54,810.00			
ARCH	SuperComputing	11	Nov 8 - 18	Tampa	FL	Quorum Hotel Tampa	Other	153	797	\$140.00	732	\$102,480.00			
ARCH	SuperComputing	11	Nov 8 - 18	Tampa	FL	Radisson Bay Harbor Hotel	Radisson	40	244	\$114.00	195	\$22,230.00			
ARCH	SuperComputing	11	Nov 8 - 18	Tampa	FL	Renaissance Tampa Int.Plaza	Marriott	74	352	\$189.00	569	\$107,541.00			
ARCH	SuperComputing	11	Nov 8 - 18	Tampa	FL	Residence Inn by Downtown Tampa	Marriott	43	237	\$119.00	194	\$23,086.00			
ARCH	SuperComputing	11	Nov 8 - 18	Tampa	FL	Residence Inn by Tampa Westshore	Marriott	47	242	\$149.00	234	\$34,866.00			
ARCH	SuperComputing	11	Nov 8 - 18	Tampa	FL	Seminole Hard Rock Hotel & Casin	Other	188	940	\$169.00	812	\$137,228.00			
ARCH	SuperComputing	11	Nov 8 - 18	Tampa	FL	Sheraton Suites Tampa Airport	Starwood	168	926	\$139.00	802	\$111,478.00			
ARCH	SuperComputing	11	Nov 8 - 18	Tampa	FL	Sheraton Tampa Riverwalk Hotel	Starwood	224	1015	\$149.00	925	\$137,825.00			
ARCH	SuperComputing	11	Nov 8 - 18	Tampa	FL	Springhill Suites Tampa Westshore	Marriott	74	334	\$129.00	291	\$37,539.00			
ARCH	SuperComputing	11	Nov 8 - 18	Tampa	FL	Tampa Airport Marriott	Marriott	167	830	\$155.00	700	\$108,500.00			
ARCH	SuperComputing	11	Nov 8 - 18	Tampa	FL	Tampa Marriott Waterside	Marriott	635	3938	\$174.00	3627	\$631,098.00			
ARCH	SuperComputing	11	Nov 8 - 18	Tampa	FL	Tampa Marriott Westshore	Marriott	70	337	\$140.00	288	\$40,320.00			
ARCH	SuperComputing	11	Nov 8 - 18	Tampa	FL	Westshore Hotel by Best Western	Best Western	141	835	\$89.00	686	\$61,054.00			
ARCH	SuperComputing	11	Nov 8 - 18	Tampa	FL	Westin Tampa Harbour Island	Starwood	202	1156	\$159.00	1107	\$176,013.00			
ARCH	SuperComputing	11	Nov 8 - 18	Tampa	FL	Wyndham Westshore Hotel	Wyndham	164	823	\$149.00	769	\$114,581.00			
Ada	Ada	11	Nov 12 - 16	Albuquerque	NM	Hotel Albuquerque at Old Town	Other	40	206	\$99.00	126	\$17,032.00	\$10,866.25	\$8,087.00	
COMM	HotNets	11	Nov 29 - 30	Irvine	CA	Doubletree Hotel Irvine Spectrum	Hilton	32	73	\$155.00	56	\$8,680.00			
ACM	MiddleWare	11	Nov 27 - Dec 1	Melbourne	Australia	Grand Hyatt Melbourne	Hyatt	57	270	\$200.00	209	\$42,200.00	\$57,360.00		unable to gather information from facility
GRAPH	GRAPHITE	11	Nov 28 - Dec 2	Kuala Lumpur	Malaysia										unable to gather information from facility
ACM	Ed Board	12	Dec 1 - 2	Atlanta	GA	Sheraton Atlanta Hotel	Starwood	33	54	\$109.00	56	\$7,447.45	\$9,040.42	\$2,103.94	

ARCH/COMM	ANCS	12	Dec 3 - 5	San Jose	CA	San Jose Hilton	Hilton	30	80	\$109.00	83	\$9,147.00	\$15,587.10	\$1,270.34
SIM	WSC	12	Dec 3 - 6	Monterey	CA									
SOFT/WEB	ICSOC	12	Dec 3 - 7	Chicago	IL	Hilton Chicago Hotel	Hilton	85	305	\$179.00	164	\$28,421.00	\$12,805.25	\$6,416.50
MICRO	Micro-39	12	Dec 9 - 13	Orlando	FL	Dolphin Hotel	Other							
ARCH	HIPC	12	Dec 18 - 21	Bangalore	India									unable to gather information from facility