



2011 Hotel Summary Report

Table Of Contents

Overview.....	3
Geographical Distribution.....	5
Chain Property Totals.....	6
Actual Room Nights.....	7
Actual Room Night Revenue.....	7
Audio Visual Revenue.....	8
Food and Beverage Revenue.....	8
Total Revenue.....	9
Appendix.....	10

Overview

ACM, the Association for Computing Machinery <http://www.acm.org>, is an educational and scientific society uniting the world's computing educators, researchers and professionals to inspire dialogues, share resources and address the field's challenges. ACM strengthens the profession's collective voice through strong leadership, promotion of the highest standards, and recognition of technical excellence. ACM supports the professional growth of its members by providing opportunities for life-long learning, career development, and professional networking. ACM's membership consists of 108,000+ distinguished individuals from industry, academia and government institutions around the world. We carry out our mission through publications, educational programs, and conferences – over 170 events are sponsored annually by ACM! ACM's Special Interest Groups (SIGs) in 37 distinct areas of information technology address the varied interests IT professionals - programming languages, graphics, computer-human interaction, and mobile communications, just to name a few. Each SIG organizes itself around those specific activities that best serve both its practitioner- and research-based constituencies. Many sponsor “the” premier conferences and workshops in their fields. You may also visit <http://www.acm.org> which offers a live and searchable conference calendar for up to date information on ACM, the SIGs and their programs.

Site Selection Procedure:

In order to make the site selection process as efficient as possible, all leads are sent to all of ACM's National Hotel Chain representatives, as well as the Convention and Visitor's Bureau for the cities under consideration by ACM's Coordinator for site selection. The lead is comprised of a checklist and template that must be completed by the submitter. All responses are returned to the coordinator through an electronic submission system. Contracts as proposals from individual properties are not accepted and are discarded. Updates on the status of each lead are available 24 hours a day, seven days a week on ACM's Site Selection Website <http://www.acm.org/sigs/hotel>.

Explanation of Reports:

As a valued industry partner, we have prepared these reports to give you an overview of ACM's programs for the 2011 calendar year. ACM sponsored upwards of 170 programs and produced over 94,000 room nights at an average room rate of \$171.07. This equates to room night revenue of over \$16,000,000. Below are a detailed explanation of the various charts and graphs and a list of all the conference programs that took place for 2011 to assist you in identifying ACM programs in the future.

ACM Conferences & Meetings by Geographic Location

This report outlines the number of meetings ACM holds by geographic location.

ACM Room Night Production by Chain

This report details the total room nights actualized by each chain as well as room night revenue by chain.

ACM Food and Beverage Revenue by Chain

This report details the total food and beverage actualized by each chain.

ACM Audio Visual Revenue by Chain

This report details the total audio visual revenue actualized by each chain.

ACM Total Revenue by Chain

This report details the revenue actualized by each chain which includes room nights, AV and F &B.

We hope you find this information useful. Please feel free to call with any questions, comments, or concerns. We look forward to our continued success in 2012.

Geographical Distribution

Region	# Conferences
North	19
South	14
Midwest	14
West	55
Canada	12
Europe/Asia/Other	55
Total	169*

*ACM sponsors about 140 conferences annually. Conference event total does not include smaller events/workshops within the larger events.

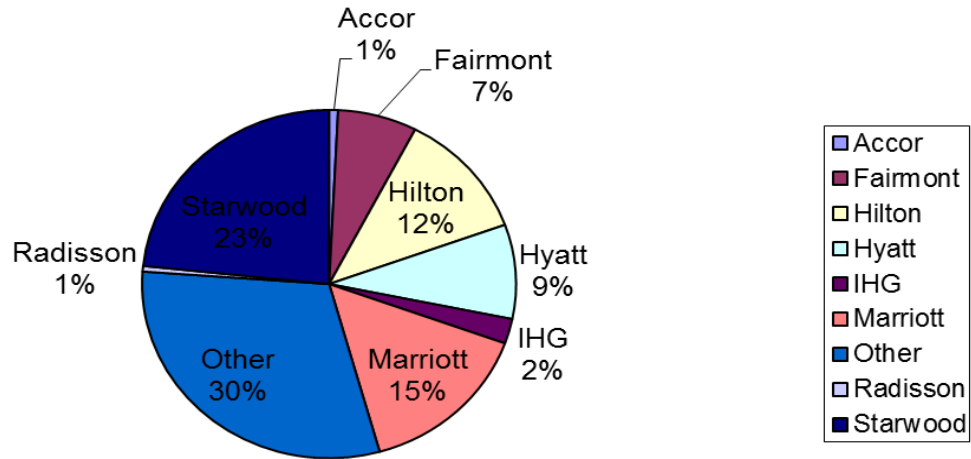
Chain Property Totals

<i>Hotel Chain Name</i>	<i>Total Room nights</i>	<i>Room Revenue</i>	<i>AV</i>	<i>F&B</i>	<i>Total Property Revenue</i>	<i>PCT - Actual Room Nights (+/-) from 2010</i>
Accor	728	\$108,497.99	\$ -	\$ 587.13	\$109,085.12	N/A
Fairmont	6,471	\$1,214,447.05	\$ 63,532.30	\$ 239,561.50	\$1,517,540.85	166%
Hilton	11,230	\$2,046,880.00	\$ 153,696.74	\$ 891,101.07	\$3,091,677.81	9%
Hyatt	8,277	\$1,299,501.15	\$ 85,305.80	\$ 794,491.29	\$2,179,298.24	-20%
IHG	2,182	\$347,891.62	\$ 179,588.64	\$ 53,744.38	\$581,224.64	-73%
Marriott	14,296	\$2,950,366.71	\$ 100,483.28	\$ 481,549.24	\$3,532,399.23	-21%
Other	28,857	\$3,821,374.11	\$ 156,895.80	\$ 951,601.07	\$4,929,870.98	17%
Radisson	489	\$138,688.33	\$ 4,421.50	\$ 73,396.52	\$216,506.35	N/A
Starwood	22,083	\$4,257,750.65	\$ 124,837.04	\$ 987,536.74	\$5,370,124.43	86%
Totals	94,613	\$16,185,397.61	\$ 868,761.10	\$4,473,568.94	\$21,527,727.65	

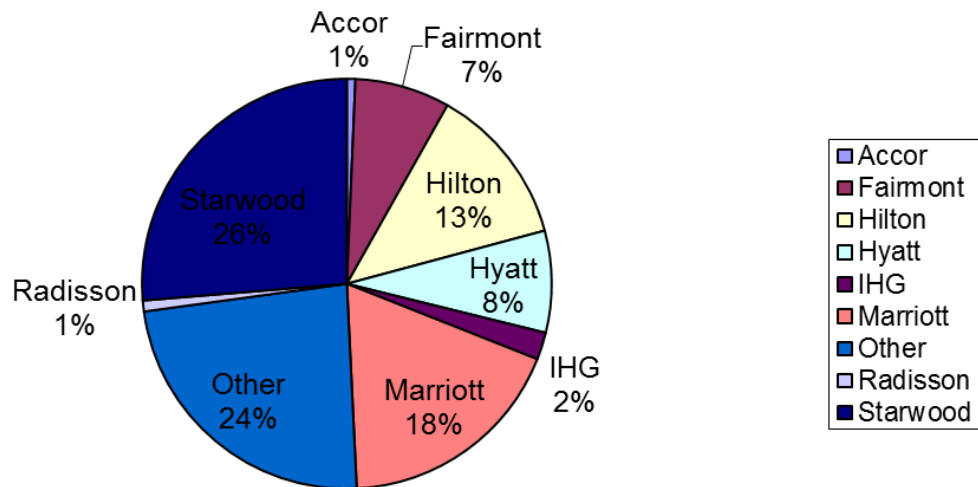
Actual Room Nights and Actual Room Night Revenue

* Average Room Rate 2011 = \$171.06*

Actual Room Nights By Chain

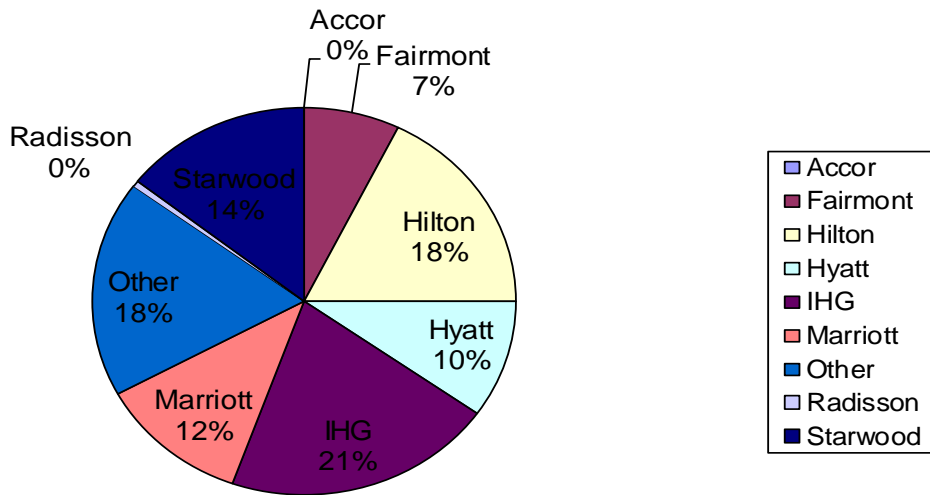


Room Nights Revenue by Chain

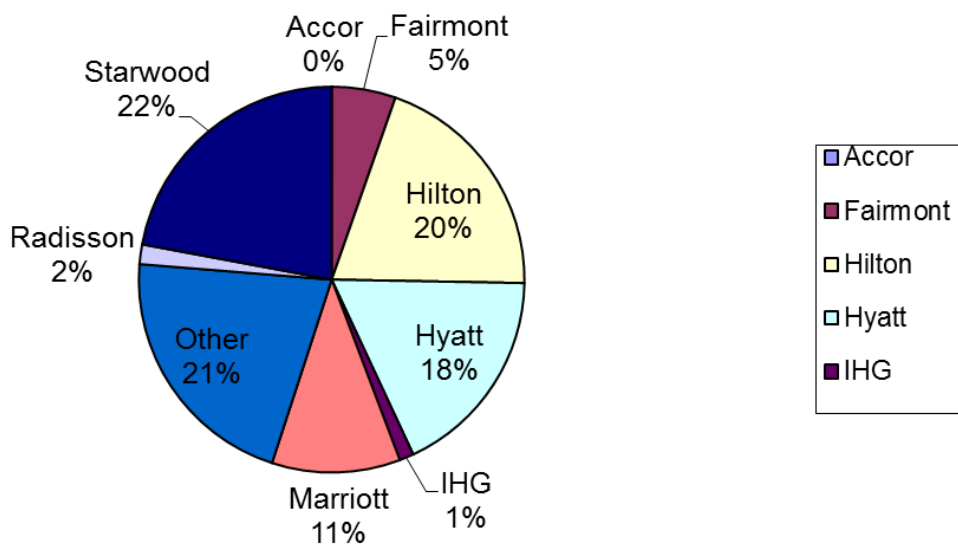


Audio Visual and Food & Beverage Revenue

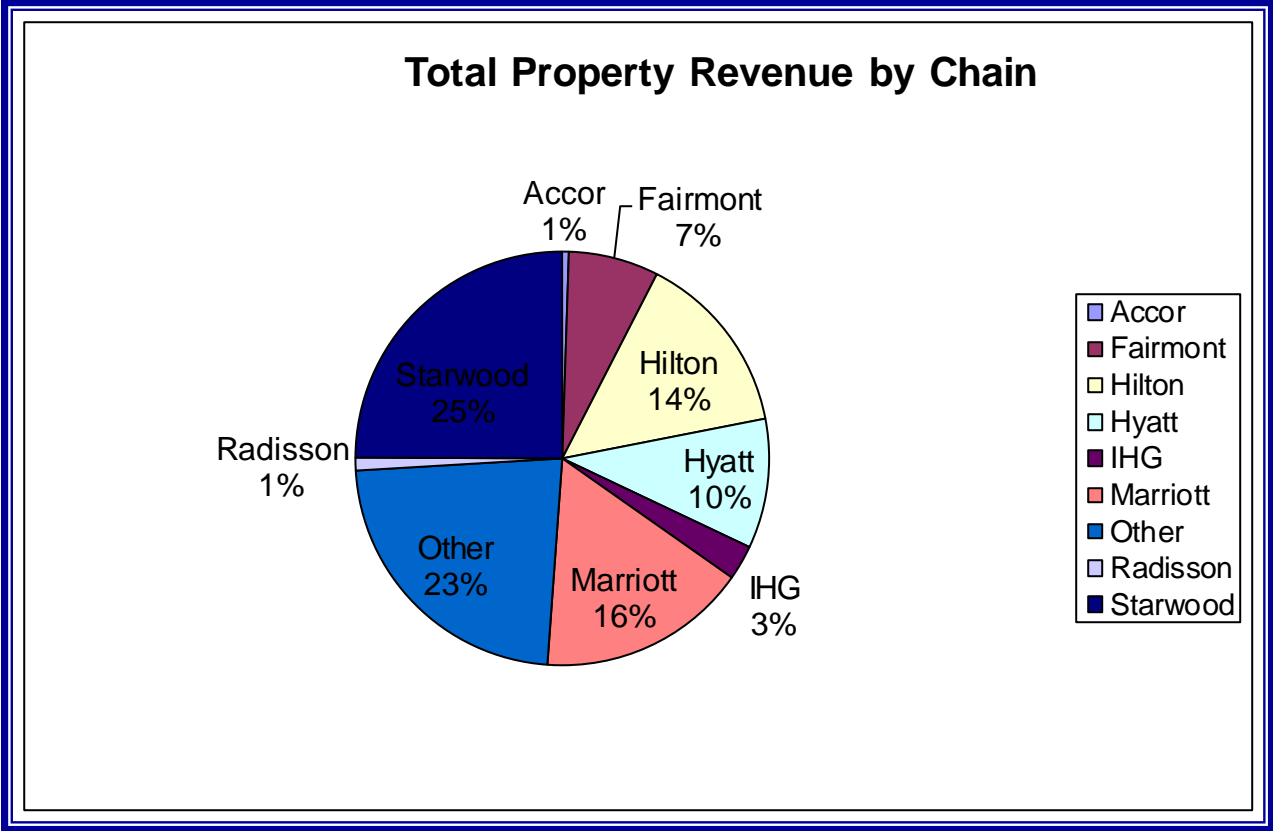
AV Revenue by Chain



F&B Revenue by Chain



Total Revenue Generated by ACM



Appendix

SIG	Conference	Month	Date	City	State	Hotel	Chain	Pk Nt	ot Rmnght	Rate	Actual RNTS	Rooms Revenue	Food & Beverage	A/V	Notes
CHI	TEI	1	January 22-26	Funchal	Portugal	CS Madeira Atlantic Resort & Sea Spa	Other			\$ 144.88	410	\$ 53,100.00	\$ 69,869.19	\$ 11,502.79	
PLAN	PLDI	1	January 28-31	Chicago	IL	Renaissance Chicago Downtown	Marriott	24	56	\$ 135.00	68	\$ 9,180.00	\$ 3,328.00	\$ 1,990.00	
PLAN	POPL	1	January 22-29	Austin	TX	Omni Austin Hotel Downtown	Other	100	560	\$ 169.00	611	\$ 99,158.50	\$ 85,798.75	\$ 39,858.07	
EVO	FOGA	1	January 5-9	Schwarzenberg	Austria	Gasthof Hirschen Schwarzenberg	Other								
ARCH	ISCA PC Meeting	2	February 18-20	Chicago	IL	Hilton Chicago O'Hare Airport	Hilton	40	65	\$ 99.00	44	\$ 4,356.00	\$ -	\$ -	
SAC	CODASPY	2	February 21-23	San Antonio	TX	Hilton Palacio del Rio	Hilton	75	200	\$ 159.00	95	\$ 13,991.81	\$ 10,227.00	\$ 2,329.80	
GRAPH	I3D	2	February 17-21	San Francisco	CA	Marriott Fisherman's Wharf Hotel	Marriott	40	120	\$ 129.00	146	\$ 17,544.00	\$ 16,038.30	\$ 3,135.00	
PLAN	PPoPP	2	February 11-15	San Antonio	TX	Marriott San Antonio River Center	Marriott	50	170	\$ 165.00	206	\$ 33,165.00	\$ -	\$ 3,020.00	
ACM	ACMW	2	February 17-18	Perrysville	OH	Mohican Lodge and Conference Center	Other	70	71	\$ 99.00	88	\$ 8,712.00	\$ 10,727.00	\$ 245.00	
DA	FPGA	2	February 27-March 1	Monterey	CA	Beach Resort Monterey	Other	85	230	\$ 109.00	289	\$ 31,501.00	\$ 27,909.69	\$ 6,215.12	
CHI	CMC	2	February 10-13	Toronto	Canada	Radisson Admiral Hotel Harborfront	Radisson	10	22	\$ 145.00	17	\$ 2,755.00	\$ 1,934.43	\$ -	
ART	IUI	2	February 12-16	Palo Alto	CA	Sheraton Palo Alto Hotel	Starwood	100	370	\$ 169.00	268	\$ 47,151.00	\$ 45,965.00	\$ 15,962.00	
IR	WSDM	2	February 9-12	Kowloon	Hong Kong	Sheraton Hong Kong Hotel & Towers	Starwood	80	240	\$ 153.92	458	\$ 609,569.40	\$ 386,755.60	\$ 7,700.00	
ACMW	OCWIC	2	February 18-19	Perrysville	OH	Mohican Lodge and Conference Center	Other	40	71	\$ 99.00	88	\$ 8,464.50	\$ 12,870.99	\$ 1,353.94	
KDD/APP	ICUIMC	2	February 21-23	Seoul	Korea	various hotels				\$ 184.97					did not contract
Mobile	HotMobile	3	March 1-3	Phoenix	AZ	Pointe Hilton Squaw Peak Resort	Hilton	35	114	\$ 149.00	102	\$ 13,834.00	\$ 30,400.43	\$ 3,728.86	
CHI	CSCW	3	March 18-21	Hangzhou	China	Hyatt Regency Hangzhou	Hyatt	150	636	\$ 187.79	573	\$ 113,463.80	\$ 112,359.87	\$ 14,740.92	
ARCH	ASPLOS/VEE	3	March 4-11	Newport Beach	CA	Newport Beach Marriott Hotel & Spa	Marriott	80	340	\$ 159.00	354	\$ 54,162.00	\$ 92,785.00	\$ 21,565.00	
Metrics	ICPE	3	March 10-17	Karlsruhe	Germany	Renaissance Hotel	Marriott	49	131	\$ 122.00	131	\$ 17,141.21	\$ 22,020.00	\$ 2,645.74	
ACM	SE	3	March 24-26	Kennesaw	GA	various hotels	other			\$ 86.05					did not contract
DA	ISPD/TAU	3	March 25-April 1	Santa Barbara	CA	Hotel Mar Monte	Other	30	110	\$ 145.00	131	\$ 16,955.00	\$ 14,699.00	\$ -	
ACM	Europe Meeting	3	March 24-25	Barcelona	Spain	Hotel Le Meridien Barcelona	Starwood	15	32	\$ 210.00	29	\$ 7,986.74	\$ 4,602.45	\$ 764.50	
CSE	CSE	3	March 8-13	Dallas	TX	Sheraton Dallas	Starwood	760	2900	\$ 159.00	2649	\$ 401,831.00	\$ 124,963.00	\$ 24,745.52	
ARCH	SC March Comm Mtg	3	March 14-17	Seattle	WA	Red Lion Hotel on Fifth Avenue	Other	47	115	\$ 125.00	53	\$ 6,625.00	\$ -	\$ -	
ACM	SGB Meeting	3	March 6-7	New York	NY	Westin New York Times	Starwood	40	45	\$ 209.00	87	\$ 18,153.00	\$ 17,196.00	\$ -	
CHI	HRI	3	March 6-9	Lausanne	Switzerland	Hotel Regina	Other			\$ 143.31	16	\$ 2,292.96	\$ -	\$ -	
CHI	HRI	3	March 6-9	Lausanne	Switzerland	Hotel Victoria	Other			\$ 258.07	18	\$ 5,867.47	\$ -	\$ -	
BED	ICPCS	4	April 11-14	Chicago	IL	JW Marriott Chicago	Marriott								Co-Located with CPS WEEK
BED	LCTES	4	April 11-14	Chicago	IL	JW Marriott Chicago	Marriott								Co-Located with CPS WEEK
BED	HSCC	4	April 11-14	Chicago	IL	JW Marriott Chicago	Marriott								Co-Located with CPS WEEK
BED	IPSN	4	April 11-14	Chicago	IL	JW Marriott Chicago	Marriott								Co-Located with CPS WEEK
MM	ICMR	4	April 17-20	Trento	Italy	various hotels	Other			\$ 164.63		\$ -			did not contract
OPS	EuroSys	4	April 10-13	Salzburg	Austria	various hotels				\$ 136.00		\$ -			did not contract
ACM	TAPIA	4	April 2-5	San Francisco	CA	Fairmont San Francisco	Fairmont	185	500	\$ 149.00	567	\$ 88,022.50	\$ 175,640.00	\$ 41,837.89	
ACM	TAPIA	4	April 2-5	San Francisco	CA	InterContinental Mark Hopkins	IHG	80	320	\$ 169.00	216	\$ 36,587.74	\$ -	\$ -	
BED	CPSWEEK	4	April 11-14	Chicago	IL	JW Marriott Chicago	Marriott	200	825	\$ 189.00	780	\$ 144,122.50	\$ 167,917.87	\$ 25,875.96	
UCCS	UCCS Spring	4	April 10-13	Philadelphia	PA	Radisson Plaza Warwick Hotel Philadelphia	Radisson	85	275	\$ 149.00	188	\$ 27,121.09	\$ 12,625.75	\$ 4,421.50	
ARCH	NOCS	4	April 30-May 5	Pittsburgh	PA	Sheraton Station Square Hotel	Starwood	45	155	\$ 179.00	170	\$ 30,609.00	\$ 16,898.00	\$ 1,945.00	
MICRO	CGO	4	April 2-6	Chamonix	France	various hotels				\$ 138.57					
Mobile	MobiHoc	5	May 16-20	Paris	France	various hotels									did not contract
CHI	CHI	5	May 5-13	Vancouver	Canada	Fairmont Waterfront Hotel	Fairmont	200	1108	\$ 291.52	901	\$ 239,620.25	\$ -	\$ -	
SOFT	ICSE	5	May 21-28	Honolulu	Hawaii	Hilton Hawaiian Village Beach Resort & Spa	Hilton	350	2070	\$ 199.00	2321	\$ 489,124.51	\$ 315,249.25	\$ 42,518.00	
CHI	CHI	5	May 5-13	Vancouver	Canada	Vancouver Marriott Pinnacle Downtown Hotel	Marriott	345	1882	\$ 248.00	949	\$ 232,505.00	\$ 16,920.00	\$ 1,125.00	
CHI	CHI	5	May 5-13	Vancouver	Canada	Renaissance Vancouver Hotel Harborside	Marriott	100	562	\$ 248.00	385	\$ 94,325.00	\$ 19,745.00	\$ 3,585.00	
CHI	CHI	5	May 5-13	Vancouver	Canada	Pan Pacific	Other	200	1082	\$ 294.56	668	\$ 162,226.51	\$ 20,876.15	\$ 7,509.16	
CHI	CHI	5	May 5-13	Vancouver	Canada	Delta Vancouver Suites	Other	100	543	\$ 241.93	434	\$ 101,338.50	\$ -	\$ -	
DA	GLSVLSI	5	May 2-4	Lausanne	Switzerland	various hotels	Other			\$ 172.60					did not contract
MIS	CPR	5	May 18-21	San Antonio	TX	The Westin Riverwalk	Starwood	25	57	\$ 169.00	113	\$ 19,176.50	\$ 12,371.43	\$ 3,834.52	
MOBILE	MobiSys	6	June 28- July 1	Bethesda	MD	DoubleTree by Hilton Hotel Bethesda	Hilton			\$ 160.00	261	\$ 41,760.00	\$ 69,461.95	\$ -	
ARCH	ISCA	6	June 4-11	San Jose	CA	Co-Located with FCRC									
PLAN	ISMM	6	June 4-11	San Jose	CA	Co-Located with FCRC									
ACT/ARCH	SPAA	6	June 4-11	San Jose	CA	Co-Located with FCRC									
Ecom	EC	6	June 4-11	San Jose	CA	Co-Located with FCRC									
Metrics	IWQoS	6	June 4-11	San Jose	CA	Co-Located with FCRC									
PLAN	TRANSACT	6	June 4-11	San Jose	CA	Co-Located with FCRC									
ACT/OPS	PODC	6	June 4-11	San Jose	CA	Co-Located with FCRC									
ACT	STOC	6	June 4-11	San Jose	CA	Co-Located with FCRC									
SAM	ISSAC	6	June 4-11	San Jose	CA	Co-Located with FCRC									
Metrics	SIGMETRICS	6	June 4-11	San Jose	CA	Co-Located with FCRC									
SAM	SNC	6	June 4-11	San Jose	CA	Co-Located with FCRC									
ARCH	HPDC	6	June 4-11	San Jose	CA	Co-Located with FCRC									
SIGeCOM	NetEcon	6	June 4-11	San Jose	CA	Co-Located with FCRC									
ACT/MOBILE	FOMC	6	June 4-11	San Jose	CA	Co-Located with FCRC									
PLAN	PLAS	6	June 4-11	San Jose	CA	Co-Located with FCRC									
WEB	HT	6	June 4-11	San Jose	CA	Co-Located with FCRC									
Metrics	IWQoS	6	June 4-11	San Jose	CA	Co-Located with FCRC									
DA	SLIP	6	5-Jun	San Diego	CA	Co-Located with DAC									
DA	Nanoarch	6	June 8-9	San Diego	CA	Co-Located with DAC									
CHI	EICS	6	June 13-17	Pisa	Italy	individual reservations									did not contract
ACT/GRAPH	SoCG	6	June 13-15	Paris	France	individual reservations									did not contract
DA	IWLS	6	June 3-5	La Jolla	CA	Co-Located with DAC									
SIM	PADS	6	June 14-17	Nice	France	various hotels									did not contract
SOFT	CBSE	6	June 20-23	Boulder	CO	Co-Located with CompArch 2011									
SOFT	ISARCS	6	June 20-23	Boulder	CO	Co-Located with CompArch 2011									
MM	NOSSDAV	6	June 1-3	Vancouver	Canada	University of British Columbia									did not contract
SAC	WISEC	6	June 15-17	Hamburg	Germany	Suite Novotel Hamburg City	Accor			\$ 135.63	12	\$ 1,458.72	\$ 290.13	\$ -	
SAC	WISEC	6	June 15-17	Hamburg	Germany	Hotel Novotel Hamburg Alster	Accor			\$ 146.59	12	\$ 1,493.00	\$ 297.00	\$ -	

FCRC	FCRC/Awards Banquet	6	June 1-12	San Jose	CA	Fairmont San Jose	Fairmont	100	732	\$ 155.00	999	\$ 155,741.80	\$ 53,205.50	\$ 17,149.41	
ACM	CFP	6	June 14-17	Washington	DC	Hilton Washington Embassy Row	Hilton	45	110	\$ 239.00	174	\$ 41,870.00	\$ -	\$ -	
Mobile	MobiSys	6	June 27-July 2	Bethesda	MD	Doubletree Bethesda Hotel & EMC	Hilton	70	230	\$ 160.00	261	\$ 41,760.00	\$ 30,275.27	\$ 39,186.68	
FCRC	FCRC	6	June 4-11	San Jose	CA	Hilton Hotel	Hilton	220	1192	\$ 189.00	1192	\$ 225,288.00	\$ -	\$ -	
FCRC	FCRC	6	June 4-11	San Jose	CA	Crowne Plaza Downtown Hotel	IHG	150	827	\$ 159.00					
FCRC	FCRC	6	June 4-11	San Jose	CA	San Jose Marriott	Marriott	350	2109	\$ 195.00	1215	\$ 184,746.00	\$ 38,368.00	\$ 12,635.00	
ARCH	ICS	6	June 1-5	Tucson	AZ	Loews Ventana Canyon Resort	Other	52	180	\$ 122.00	312	\$ 37,712.00	\$ 34,485.25	\$ 7,775.00	
ART	K-CAP	6	June 25-29	Alberta	Canada	The Banff Centre	Other	45	160	\$ 185.00	155	\$ 28,435.00	\$ 10,630.97	\$ 1,327.00	
MOD	MOD-PODS	6	June 11-18	Athens	Greece	Divani Caravel	Other	200	920	\$ 231.04	1363	\$ 26,490.86	\$ 143,891.87	\$ -	
SAC	SACMAT	6	June 14-18	Tirol	Austria	Hotel Grauer Bar	Other	60	200	\$ 122.05	146	\$ 17,819.30	\$ -	\$ -	
SAC	WISEC	6	June 15-17	Hamburg	Germany	Motel One Hamburg-Alster	Other			\$ 93.16	53	\$ 4,937.48	\$ -	\$ -	
ARCH	SC Committee Meeting	6	June 5-11	Seattle	WA	Sheraton Seattle Hotel	Starwood	90	285	\$ 189.00	223	\$ 48,492.50	\$ 63,631.80	\$ 29,076.50	
ARCH	Scinet June	6	June 5-8	Salt Lake City	Utah	Sheraton Salt Lake City Hotel	Starwood	32	52	\$ 129.00	40	\$ 5,160.00	\$ 520.00	\$ 1,270.00	
ARCH	SC June Comm Mtg	6	June 5-10	Seattle	WA	Sheraton Seattle Hotel	Starwood	90	285	\$ 189.00	223	\$ 42,147.00	\$ -	\$ -	
ARCH	ISCA	6	June 4-8	San Jose	CA	San Jose Marriott	Marriott			\$ 190.00	982	\$ 186,580.00	\$ 38,500.00	\$ 12,635.00	
ARCH	ISCA	6	June 4-8	San Jose	CA	Hilton San Jose	Hilton			\$ 189.00	797	\$ 148,628.00	\$ -	\$ -	
ARCH	ISCA	6	June 4-8	San Jose	CA	Crowne Plaza San Jose Downtown	IHG			\$ 159.00					
ARCH	ISCA	6	June 4-8	San Jose	CA	Fairmont San Jose	Fairmont	148	831	\$ 155.00	999	\$ 154,845.00	\$ -	\$ -	
DA	DAC	6	June 5-10	San Diego	CA	Hilton San Diego Bayfront Hotel	Hilton	232	1013	\$ 249.00	1021	\$ 242,179.44	\$ -	\$ -	
DA	DAC	6	June 5-10	San Diego	CA	San Diego Marriott Hotel & Marina	Marriott			\$ 229.00	2856	\$ 811,104.00	\$ 2,781.00	\$ 770.00	
DA	DAC	6	June 5-10	San Diego	CA	Omni San Diego Hotel	Other	200	987	\$ 229.00	848	\$ 194,192.00	\$ 22,178.00	\$ -	
IR/WEB	JCDL	6	June 13-17	Ottawa	Canada	Novotel Ottawa	Accor			\$ 142.18	191	\$ 31,295.35	\$ -	\$ -	
ACM	CFP	6	June 14-16	Washington D.C.	D.C.	Hilton Washington Embassy Row	Hilton	45	110	\$ 239.00	174	\$ 41,870.00	\$ -	\$ -	
ARCH	ICAC	6	June 14-18	Karlsruhe	Germany	various hotels									did not contract
WEB	WebSci	6	Jun 15-17	Koblenz	Germany	B&B Hotel Koblenz	Other			\$ 91.27	12	\$ 767.80	\$ 110.37	\$ -	
WEB	WebSci	6	Jun 15-17	Koblenz	Germany	GHOTEL Hotel & Living	Other			\$ 120.00	15	\$ 1,092.79	\$ 238.42	\$ -	
SOFT	CompArch	6	June 20-24	Boulder	CO	Boulder Outlook	Other	10	47	\$ 98.00	47	\$ 5,000.00	\$ -	\$ -	
SOFT	CompArch	6	June 20-24	Boulder	CO	Boulder Best Western Inn	Other	31	157	\$ 109.00	157	\$ 17,974.20	\$ -	\$ -	
GRAPH	Web3D	6	June 20-22	Paris	France	Hotel Kyriad Paris Porte d'Orleans	Other			\$ 120.00	44	\$ 4,692.16	\$ -	\$ -	
CSE	ITicSE	6	June 27-29	Darmstadt	Germany	Welcome Hotel Darmstadt	Other	56	227	\$ 57.88	227	\$ 13,138.76	\$ -	\$ -	
DA/BED	Memocode	7	July 11-13	Cambridge	UK	individual reservations						\$ -			did not contract
Bioinformatics	BCB	7	July 31-August 4	Chicago	IL	Hilton Suites Chicago Magnificent Mile	Hilton	90	290	\$ 159.00	281	\$ 42,453.00	\$ 27,029.27	\$ 6,710.00	
SOFT	DEBS	7	July 10-16	Tarrytown	NY	Westchester Marriott	Marriott	30	115	\$ 120.00	246	\$ 29,640.00	\$ -	\$ -	
EVO	GECCO	7	July 12-17	Dublin	Ireland	The Burlington	Other	750	750	\$ 143.79	944	\$ 82,643.77	\$ 46,034.00	\$ 7,532.00	
IR	SIGIR	7	July 23-28	Beijing	China	Raffles Beijing Hotel	Other	5	34	\$ 201.63	47	\$ 9,476.61	\$ 2,820.00	\$ 21,138.00	
IR	SIGIR	7	July 23-28	Beijing	China	Beijing Hotel	Other	150	650	\$ 117.37	1888	\$ 3,661.46	\$ 26,825.62	\$ 99.06	
SOFT	ISSA	7	July 17-21	Toronto	Canada	Radisson Admiral Hotel Harborfront	Radisson	60	245	\$ 171.50	284	\$ 108,812.24	\$ 58,836.34	\$ -	
DA	ISLPED	8	August 1-3	Fukuoka	Japan	various hotels	Other			\$ 78.80					
GRAPH	HPG	8	August 5-7	Vancouver	Canada	Co-Located with SIGGRAPH									
GRAPH	SCA	8	August 5-6	Vancouver	Canada	University of British Columbia	Other			\$ 119.00					did not contract
ART	WI-IAT	8	August 2--25	Lyon	France	Campus Universitaire de la Doua	Other								did not contract
MM/BED	ICDSC	8	August 23-26	Ghent	Belgium	various hotels									did not contract
DA	SBCCI	8	August 30- Sept 1	Joao Pessoa	Brazil	various hotels									did not contract
GRAPH	APGV	8	August 27-28	Toulouse	France	various hotels									
ACM	CCECC IT Mtg	8	August 7-8	Hackensack	NJ	Newark Liberty International Airport Marriott	Marriott	10	10	\$ 89.00	14	\$ 1,157.00	\$ 1,482.00	\$ 350.00	
COMM	COMM	8	August 15-19	Toronto	Canada	Westin Harbour Castle	Starwood	240	1000	\$ 181.19	927	\$ 166,146.29	\$ 121,040.00	\$ 19,492.00	
COMM	COMM	8	August 15-19	Toronto	Canada	Westin Harbour Castle	Starwood	240	1000	\$ 176.51	927	\$ 166,146.29	\$ 121,040.00	\$ 19,492.00	
GRAPH	GRAPH	8	August 7-11	Vancouver	Canada	Comfort Inn Downtown	Other	15	98	\$ 175.50	262	\$ 45,981.00	\$ -	\$ -	
GRAPH	GRAPH	8	August 7-11	Vancouver	Canada	Delta Vancouver Suites Downtown Vancouver	Other	65	363	\$ 212.61	565	\$ 68,732.60	\$ -	\$ -	
GRAPH	GRAPH	8	August 7-11	Vancouver	Canada	Delta Vancouver Airport	Other	100	556	\$ 145.42	339	\$ 51,435.00	\$ -	\$ -	
GRAPH	GRAPH	8	August 7-11	Vancouver	Canada	The Fairmont Hotel Vancouver	Fairmont	107	584	\$ 212.61	695	\$ 125,980.60	\$ -	\$ -	
GRAPH	GRAPH	8	August 7-11	Vancouver	Canada	The Fairmont Waterfront	Fairmont	105	629	\$ 245.71	709	\$ 137,173.90	\$ 3,100.00	\$ 2,358.00	
GRAPH	GRAPH	8	August 7-11	Vancouver	Canada	Hyatt Regency Vancouver	Hyatt	499	2848	\$ 218.63	2685	\$ 535,552.00	\$ -	\$ -	
GRAPH	GRAPH	8	August 7-11	Vancouver	Canada	Renaissance Vancouver Hotel Harbourside	Marriott	300	1741	\$ 218.63	1660	\$ 335,938.00	\$ 3,801.00	\$ 590.00	
GRAPH	GRAPH	8	August 7-11	Vancouver	Canada	Marriott Vancouver Pinnacle Downtown	Marriott	300	1847	\$ 218.63	1708	\$ 356,881.00	\$ 13,451.00	\$ 3,945.00	
GRAPH	GRAPH	8	August 7-11	Vancouver	Canada	YWCA Hotel/Residence	Other	40	226	\$ 69.20	209	\$ 14,462.80	\$ -	\$ -	
GRAPH	GRAPH	8	August 7-11	Vancouver	Canada	University of British Columbia	Other	225	1333	\$ 37.10	1111	\$ 41,218.10	\$ -	\$ -	
GRAPH	GRAPH	8	August 7-11	Vancouver	Canada	The Empire Landmark Hotel	Other	71	404	\$ 156.45	465	\$ 72,749.25	\$ -	\$ -	
GRAPH	GRAPH	8	August 7-11	Vancouver	Canada	River Rock Casino Resort	Other	95	580	\$ 179.52	287	\$ 48,366.90	\$ -	\$ -	
GRAPH	GRAPH	8	August 7-11	Vancouver	Canada	Metropolitan Hotel Vancouver	Other	40	224	\$ 221.64	332	\$ 73,584.48	\$ -	\$ -	
GRAPH	GRAPH	8	August 7-11	Vancouver	Canada	The Listel Hotel	Other	65	367	\$ 220.64	314	\$ 69,960.00	\$ -	\$ -	
GRAPH	GRAPH	8	August 7-11	Vancouver	Canada	The Four Seasons Hotel Vancouver	Other	175	980	\$ 231.67	910	\$ -	\$ -	\$ -	
GRAPH	GRAPH	8	August 7-11	Vancouver	Canada	The Sutton Place Hotel	Other	125	699	\$ 209.00	654	\$ 133,133.00	\$ -	\$ -	
GRAPH	GRAPH	8	August 7-11	Vancouver	Canada	Pan Pacific Vancouver	Other	250	1399	\$ 252.73	1578	\$ 341,430.00	\$ 17,864.00	\$ -	
GRAPH	GRAPH	8	August 7-11	Vancouver	Canada	Westin Grand, Vancouver	Starwood	70	392	\$ 203.59	527	\$ 60,455.00	\$ -	\$ -	
GRAPH	GRAPH	8	August 7-11	Vancouver	Canada	Westin Bayshore, Vancouver	Starwood	240	1375	\$ 239.69	1427	\$ 275,601.80	\$ -	\$ -	
GRAPH	GRAPH	8	August 7-11	Vancouver	Canada	Sheraton Vancouver Wall Centre	Starwood	450	2582	\$ 195.65	2456	\$ 455,381.00	\$ -	\$ -	
GRAPH	GRAPH	8	August 7-11	Vancouver	Canada	Ramada Inn & Suite	Other	57	341	\$ 155.45	404	\$ 44,870.50	\$ -	\$ -	
CSE	ICER	8	August 7-11	Providence	RI	The Westin Providence	Starwood	40	110	\$ 114.00	118	\$ 13,454.25	\$ 156.00	\$ 555.00	
KDD	KDD	8	August 19-21	San Diego	CA	Manchester Grand Hyatt	Hyatt	252	1025	\$ 191.00	1201	\$ 7,636.85	\$ 449,760.29	\$ 13,409.99	
GRAPH	NPAR	8	August 4-6	Vancouver	Canada	Renaissance Vancouver Hotel Harbourside	Marriott	35	105	\$ 150.00	105	\$ 3,150.00	\$ 29,858.07	\$ 6,336.58	
ARCH	SC Aug Comm Mtg	8	August 8-10	Seattle	WA	Hyatt at Olive 8	Hyatt	30	70	\$ 160.00	185	\$ 28,433.00	\$ -	\$ -	
SOFT/PLAN	PASTE	9	5-Sep	Szeged	Hungary	Co-Located with ESEC/FSE						\$ -			
ARCH	Grid	9	September 23-25	Lyon	France	individual reservations						\$ -			did not contract
ACM	SGB_PUBS BD	9	September 19-24	New York	NY	Grand Hyatt New York	Hyatt	50	150	\$ 299.00	133	\$ 39,198.00	\$ 36,595.00	\$ 15,500.00	
ACM	DSP Committee Mtg	9	September 18-20	Chelsea	NY	DoubleTree New York City- Chelsea	Hilton	6	12	\$ 329.00	35	\$ 11,975.01	\$ -	\$ -	
SOFT	FSE	9	September 5-9	Szeged	Hungary	various hotels	Other			\$ 103.83					did not contract
PLAN	ICFP	9	September 18-24	Tokyo	Japan	various hotels	Other			\$ 140.65					did not contract
Mobile	MobiCom	9	September 17-23	Las Vegas	NV	The Mirage Casino Hotel	Other	95	400	\$ 129.00	390	\$ 50,310.00	\$ 101,146.99	\$ 20,085.25	
MM	MM&SEC	9	September 28-29	Niagara Falls	NY	Sheraton at the Falls	Starwood	20	40	\$ 119.00	39	\$ 4,641.00	\$ -	\$ -	
SOFT	ESEM	9	September 22-23	Banff	Canada	The Banff Centre	Other	90	420	\$ 149.00	420	\$ 62,580.00	\$ 37,546.55	\$ -	

SOFT	ESEC/FSE	9	September 5-9	Szeged	Hungary	Hotel Novotel Szeged	Accor			\$ 86.63	84	\$ 5,610.92	\$ -	\$ -	
SOFT	ESEC/FSE	9	September 5-9	Szeged	Hungary	Tisza Hotel Szeged	Other			\$ 117.19	195	\$ 22,852.05	\$ -	\$ -	
CHI/MOBILE	Ubicomp	9	September 17-21	Beijing	China	various hotels	Other			\$ 70.08					did not contract
WEB	DocEng	9	September 19-22	Mountainview	CA	Hampton Inn & Suites	Hilton			\$ 155.00	36	\$ 5,524.20	\$ -	\$ -	
DOC	DOC	10	October 3-5	Pisa	Italy	Grand Hotel Continental	Other			\$ 163.68					did not contract
COMM/ARCH	ANCS	10	October 3-4	Brooklyn	NY	various hotels									did not contract
SOFT	MODELS	10	October 16-19	Wellington	New Zealand	various hotels									did not contract
OPS/MOD	SOCC	10	October 26-28	Cascals	Portugal	Co-located with SOSP									
ACCESS	ASSETS	10	October 22-27	Quay	Scotland	Apex City Quay Dundee Hotel	Other	60	245	\$ 129.23	195	\$ 26,699.16	\$ 21,085.56	\$ -	
SAC	CCS	10	October 15-22	Chicago	IL	Swissotel Chicago	Other	120	540	\$ 249.00	520	\$ 129,772.00	\$ 156,773.29	\$ 17,746.17	
IR	CIKM	10	October 24-28	Glaskow	UK	Crowne Plaza Hotel	IHG			\$ 158.58	170	\$ 26,959.24	\$ 41,044.38	\$ 133,543.24	
ACM	CSTA Advisory Council Mtg	10	October 9-11	San Francisco	CA	Fairmont San Francisco	Fairmont	10	14	\$ 209.00	12	\$ 2,508.00	\$ 1,116.00	\$ 687.00	
ACM	CSTA Board Meeting	10	October 28-31	San Francisco	CA	Fairmont San Francisco	Fairmont	20	52	\$ 209.00	50	\$ 10,450.00	\$ 6,500.00	\$ 1,500.00	
BED	ESWEEK	10	October 9-14	Taipei	Taiwan	various hotels	Other			\$ 115.78					did not contract
ACM	European Council Mtg	10	October 12-14	Rome	Italy	The St. Regis Rome	Starwood	18	48	\$ 422.65	46	\$ 22,564.88	\$ -	\$ -	
SPATIAL	GIS	10	Oct 31-November 5	Chicago	IL	Holiday Inn Chicago Mart Plaza	IHG	100	395	\$ 159.00	473	\$ 71,341.64	\$ 12,700.00	\$ 46,045.40	
PLAN	GPCE	10	October 22-24	Portland	OR	Hilton Portland & Executive Tower	Hilton	255	1305	\$ 142.63	1086	\$ 154,893.62	\$ 77,597.00	\$ 978.57	
SIM	MSWIM	10	October 31-Nov 4	Miami	FL	Eden Roc Renaissance Miami Beach Hotel	Marriott			\$ 209.00	164	\$ 34,276.00	\$ 5,070.00	\$ -	
ARCH	PACT	10	October 10-14	Galveston Island	TX	Hotel Galvez & Spa	Other	75	350	\$ 90.00	515	\$ 46,350.00	\$ 62,993.65	\$ 6,968.00	
APP	RACS	10	October 19-22	Miami	FL	Hampton Inn & Suites	Hilton			\$ 99.00	250	\$ 24,750.00	\$ -	\$ -	
CHI	RecSys	10	October 22-28	Chicago	IL	Palmer House Hilton	Hilton	150	540	\$ 249.00	308	\$ 69,614.79	\$ 69,157.15	\$ 20,912.22	
ARCH	SC Oct Com Mtg	10	October 3-6	Seattle	WA	Sheraton Seattle Hotel	Starwood	55	140	\$ 159.00	87	\$ 13,833.00	\$ -	\$ -	
ARCH	Scinet October	10	October 23-29	Seattle	WA	Sheraton Seattle Hotel	Starwood	60	270	\$ 159.00	76	\$ 11,575.00	\$ -	\$ -	
Mobile	Sensys	10	Oct 31-November 5	Seattle	WA	Grand Hyatt Seattle	Hyatt	100	300	\$ 149.00	346	\$ 52,984.00	\$ 50,263.88	\$ 14,804.66	
ITE	SIGITE	10	October 18-22	West Point	NY	The Thayer Hotel, West Point	Other	50	140	\$ 125.00	122	\$ 15,250.00	\$ 10,291.20	\$ 439.00	
OPS/MOD	SOSP	10	October 26-28	Cascals	Portugal	Hotel Cascals Miragem	Other			\$ 175.00	874	\$ 152,950.00	\$ -	\$ -	
OPS/MOD	SOSP	10	October 26-28	Cascals	Portugal	Hotel Estoril Eden	Other			\$ 100.96	383	\$ 38,667.68	\$ -	\$ -	
OPS/MOD	SOSP	10	October 26-28	Cascals	Portugal	Vila Gale Estoril Hotel	Other			\$ 87.50	61	\$ 5,337.50	\$ -	\$ -	
OPS/MOD	SOSP	10	October 26-28	Cascals	Portugal	Hotel Baia Cascais	Other			\$ 103.65	148	\$ 15,340.20	\$ -	\$ -	
OPS/MOD	SOSP	10	October 26-28	Cascals	Portugal	Saboia Estoril Hotel	Other			\$ 74.04	55	\$ 4,072.20	\$ -	\$ -	
OPS/MOD	SOSP	10	October 26-28	Cascals	Portugal	Hotel Palacio Estoril	Other			\$ 211.00	144	\$ 30,384.00	\$ -	\$ -	
PLAN	SPLASH	10	October 22-27	Portland	OR	Hilton Portland & Executive Tower	Hilton	300	1525	\$ 149.00	1086	\$ 154,893.62	\$ 77,597.00	\$ 31,067.61	
CHI	UIST	10	October 15-20	Santa Barbara	CA	Fess Parker's Doubletree Resort Santa Barbara	Hilton	100	345	\$ 175.00	405	\$ 70,875.00	\$ 96,004.00	\$ 1,548.00	
Ada	Ada	11	November 3-6	Denver	CO	Magnolia Hotel Denver	Other	40	150	\$ 140.00	163	\$ 22,190.00	\$ 10,329.26	\$ 7,102.25	
SOFT/ART	ASE	11	November 7-11	Lawrence	KS	various hotels	Other			\$ 94.14					did not contract
CHI	C&C	11	November 2-6	Atlanta	GA	Renaissance Atlanta midtown	Marriott	95	300	\$ 144.00	260	\$ 37,440.00	\$ -	\$ -	
ACM	EC & Council Meeting	11	November 1-6	New York	NY	Grand Hyatt New York	Hyatt	26	44	\$ 399.00	62	\$ 24,593.00	\$ 13,990.00	\$ 1,640.00	
COMM	HOTNETS	11	November 14-15	Cambridge	MA	Boston Marriott Cambridge	Marriott			\$ 199.00	16	\$ 8,385.00	\$ 9,484.00	\$ 280.00	
COMM	HOTNETS	11	November 14-15	Cambridge	MA	Kendall Hotel	Other			\$ 199.00	26	\$ 5,174.00	\$ -	\$ -	
DA	ICCAD	11	November 5-11	San Jose	CA	Doubletree by Hilton San Jose	Hilton	105	400	\$ 139.00	480	\$ 65,120.00	\$ 88,102.75	\$ 4,717.00	
CHI	ICMI	11	November 14-18	Alicante	Spain	various hotels	Other			\$ 79.84					did not contract
COMM	IMC	11	November 2-4	Berlin	Germany	various hotels	Other			\$ 126.24					
CHI	ITS	11	November 13-16	Kobe	Japan	various hotels	Other			\$ 117.44					did not contract
MM	MM	11	Nov 27- December 2	Scottsdale	AZ	Hyatt Regency Scottsdale Resort & Spa	Hyatt	220	855	\$ 195.00	817	\$ 157,878.00	\$ 131,522.25	\$ 25,210.23	
ARCH	SC	11	November 5-20	Seattle	WA	Fairmont Olympic Hotel	Fairmont	250	1337	\$ 195.00	1539	\$ 300,105.00	\$ -	\$ -	
ARCH	SC	11	November 5-20	Seattle	WA	Hilton Seattle	Hilton	150	800	\$ 171.00	805	\$ 137,655.00	\$ -	\$ -	
ARCH	SC	11	November 5-20	Seattle	WA	Hyatt at Olive 8	Hyatt	75	427	\$ 139.50	587	\$ 81,886.50	\$ -	\$ -	
ARCH	SC	11	November 5-20	Seattle	WA	Grand Hyatt Seattle	Hyatt	325	1845	\$ 139.50	1624	\$ 226,548.00	\$ -	\$ -	
ARCH	SC	11	November 5-20	Seattle	WA	Crowne Plaza Hotel	IHG	300	1601	\$ 161.00	1323	\$ 213,003.00	\$ -	\$ -	
ARCH	SC	11	November 5-20	Seattle	WA	Renaissance Seattle Hotel	Marriott	400	2134	\$ 175.00	2051	\$ 358,925.00	\$ -	\$ -	
ARCH	SC	11	November 5-20	Seattle	WA	Warwick Hotel	Other	120	654	\$ 149.00	831	\$ 123,819.00	\$ -	\$ -	
ARCH	SC	11	November 5-20	Seattle	WA	Sixth Avenue Inn	Other	100	542	\$ 134.00	736	\$ 98,624.00	\$ -	\$ -	
ARCH	SC	11	November 5-20	Seattle	WA	Roosevelt Hotel	Other	90	489	\$ 151.00	747	\$ 112,797.00	\$ -	\$ -	
ARCH	SC	11	November 5-20	Seattle	WA	Paramount Hotel	Other	100	534	\$ 145.00	801	\$ 116,145.00	\$ -	\$ -	
ARCH	SC	11	November 5-20	Seattle	WA	Mayflower Park Hotel	Other	135	720	\$ 155.00	823	\$ 127,565.00	\$ -	\$ -	
ARCH	SC	11	November 5-20	Seattle	WA	Hotel Vinatage Park	Other	50	270	\$ 177.00	480	\$ 84,960.00	\$ -	\$ -	
ARCH	SC	11	November 5-20	Seattle	WA	Hotel Monaco	Other	80	427	\$ 195.00	491	\$ 95,745.00	\$ -	\$ -	
ARCH	SC	11	November 5-20	Seattle	WA	Homegood Suites Seattle CC	Other	40	600	\$ 129.00	895	\$ 115,455.00	\$ -	\$ -	
ARCH	SC	11	November 5-20	Seattle	WA	Red Lion on Fifth Avenue	Other	148	790	\$ 149.00	1375	\$ 204,875.00	\$ -	\$ -	
ARCH	SC	11	November 5-20	Seattle	WA	Westin Seattle	Starwood	650	3486	\$ 174.00	3137	\$ 545,838.00	\$ -	\$ -	
ARCH	SC	11	November 5-20	Seattle	WA	W Seattle	Starwood	200	1067	\$ 170.00	1106	\$ 188,020.00	\$ -	\$ -	
ARCH	SC	11	November 5-20	Seattle	WA	Sheraton Seattle	Starwood	1100	5913	\$ 182.00	5980	\$ 1,088,360.00	\$ -	\$ -	
ARCH	SC	11	November 5-20	Seattle	WA	Alexis Hotel	Other	30	166	\$ 225.00	153	\$ 34,425.00	\$ -	\$ -	
UCCS	UCCS	11	November 11-18	San Diego	CA	The Westin Gaslamp Quarter	Starwood	325	1230	\$ 169.00	970	\$ 15,458.00	\$ 72,397.46	\$ -	
ACM	XRDS	11	November 16-20	New York	NY	DoubleTree Hilton New York City- Chelsea	Hilton	6	14	\$ 279.00	16	\$ 4,464.00	\$ -	\$ -	
MICRO	MICRO-44	12	December 3-7	Porto Alegre	Brazil	Novotel Porto Alegre Tres Figueiras Hotel	Accor			\$ 119.90					did not contract
ARCH	UCC	12	December 5-8	Melbourne	Australia	The Langham Hotel	Other			\$ 241.44					did not contract
Mobile	WUWNNet	12	December 1-2	Seattle	WA	various hotels									did not contract
CHI	CHIMIT	12	December 4-5	Cambridge	MA	Royal Sonesta Hotel Boston	Other	40	95	\$ 99.00	3	\$ 297.00	\$ -	\$ -	
COMM	CoNext	12	December 6-9	Tokyo	Japan	various hotels	other			\$ 133.53					did not contract
ACM	Middleware	12	December 12-16	Lisbon	Portugal	various hotels	other			\$ 73.45					did not contract
GRAPH	SA	12	December 12-15	Hong Kong	China	Empire Hotel Hong Kong- Wanchai	Other			\$ 151.47	523	\$ 82,900.45	\$ 3,321.18	\$ -	
GRAPH	SA	12	December 12-15	Hong Kong	China	Empire Hotel Kowloon- Tsim Sha Tsui	Other			\$ 151.47	34	\$ 5,153.03	\$ 222.51	\$ -	
GRAPH	SA	12	December 12-15	Hong Kong	China	Empire Hotel Causeway Bay	Other			\$ 151.47	4	\$ 549.58	\$ 61.61	\$ -	
GRAPH	SA	12	December 12-15	Hong Kong	China	Grand Hyatt Hong Kong	Hyatt			\$ 432.43	64	\$ 31,328.00	\$ -	\$ -	
GRAPH	SA	12	December 12-15	Hong Kong	China	Novotel Century Hong Kong	Accor			\$ 160.00	429	\$ 68,640.00	\$ -	\$ -	
GRAPH	SA	12	December 12-15	Hong Kong	China	Wharney Guang Dong Hotel	Other			\$ 156.00	256	\$ 39,936.00	\$ -	\$ -	
GRAPH	VRCAI	12	December 11-12	Hong Kong	China	did not contract									did not contract
SIM	WSC	12	December 11-14	Phoenix	AZ	Arizona Grand Resort	Other			\$ 185.00					did not contract